

The University of the State of New York
REGENTS HIGH SCHOOL EXAMINATION

ALGEBRA I

Thursday, June 16, 2022 — 9:15 a.m. to 12:15 p.m.

MODEL RESPONSE SET

Table of Contents

Question 25	2
Question 26	7
Question 27	10
Question 28	14
Question 29	18
Question 30	24
Question 31	28
Question 32	32
Question 33	37
Question 34	44
Question 35	49
Question 36	55
Question 37	61

Question 25

25 Is the product of $\sqrt{1024}$ and -3.4 rational or irrational? Explain your answer.

$$\sqrt{1024} = 32$$

$$32 \cdot -3.4 = -108.8$$

The answer is rational
because when you multiply
 $\sqrt{1024}$ and -3.4 you get
 -108.8 which can be represented
as a fraction

Score 2: The student gave a complete and correct response.

Question 25

25 Is the product of $\sqrt{1024}$ and -3.4 rational or irrational? Explain your answer.

$$\sqrt{1024} = 32 \quad 32 \times -3.4 = -108.8$$

The product of $\sqrt{1024}$ and -3.4 is rational because -108.8 is a terminating non-repeating decimal.

Score 2: The student gave a complete and correct response.

Question 25

25 Is the product of $\sqrt{1024}$ and -3.4 rational or irrational? Explain your answer.

$$\sqrt{1024} \times -3.4 = -108.8$$

Rational

Score 1: The student wrote a justification, but not an explanation.

Question 25

25 Is the product of $\sqrt{1024}$ and -3.4 rational or irrational? Explain your answer.

$$32 \times -3.4 = -108.8$$

Score 0: The student did not state rational and did not write an explanation.

Question 25

25 Is the product of $\sqrt{1024}$ and -3.4 rational or irrational? Explain your answer.

I think this would be rational.

Score 0: The student did not write an explanation.

Question 26

26 Describe the transformations performed on the graph of $f(x) = x^2$ to obtain the graph of $g(x)$ when $g(x) = (x - 3)^2 - 4$.

Shift down 4
Shift Right 3

Score 2: The student gave a complete and correct response.

Question 26

26 Describe the transformations performed on the graph of $f(x) = x^2$ to obtain the graph of $g(x)$ when $g(x) = (x - 3)^2 - 4$.

Down 3
Right 4

Score 1: The student only wrote the directions of the shifts correctly.

Question 26

26 Describe the transformations performed on the graph of $f(x) = x^2$ to obtain the graph of $g(x)$ when $g(x) = (x - 3)^2 - 4$.

Graph

	$f(x) = x^2$	$g(x) = (x-3)^2 - 4$
0	0	5
1	1	0
2	4	-3
3	9	-4
4	16	-3

$$y_1 = f(x) \quad y_2 = g(x)$$

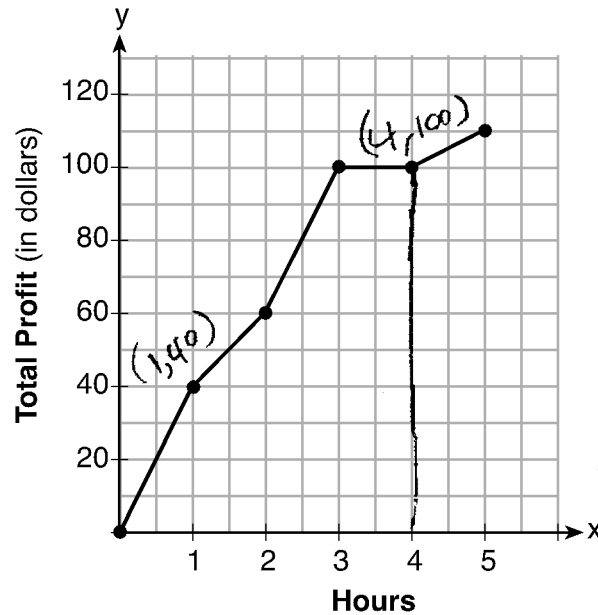
y_1 vertex is $(0, 0)$

y_2 vertex is $(2, -3)$

Score 0: The student did not describe the transformations.

Question 27

27 The total profit earned at a garage sale during the first five hours is modeled by the graph shown below.



$$\frac{100 - 40}{4 - 1} = \frac{60}{3} = \frac{20}{1}$$

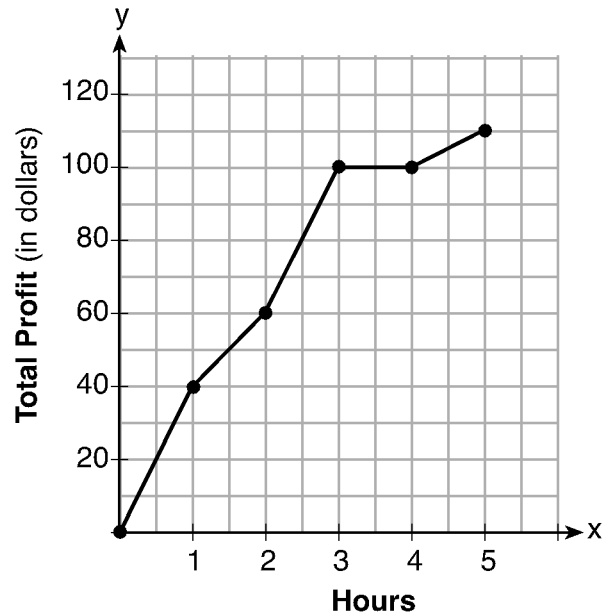
Determine the average rate of change, in dollars per hour, over the interval $1 \leq x \leq 4$.

The average rate of change is $\frac{20}{1}$.

Score 2: The student gave a complete and correct response.

Question 27

27 The total profit earned at a garage sale during the first five hours is modeled by the graph shown below.



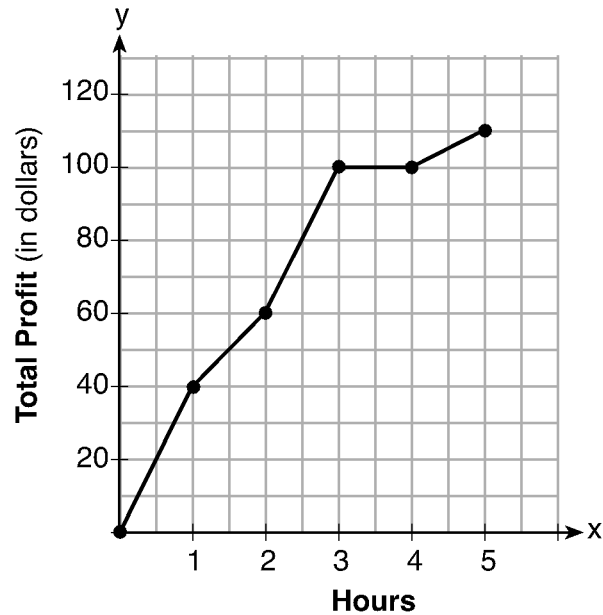
Determine the average rate of change, in dollars per hour, over the interval $1 \leq x \leq 4$.

$$\frac{60 - 40}{2 - 1} = \frac{20}{1} = 20$$

Score 1: The student correctly found the rate of change over the interval $1 \leq x \leq 2$.

Question 27

27 The total profit earned at a garage sale during the first five hours is modeled by the graph shown below.



Determine the average rate of change, in dollars per hour, over the interval $1 \leq x \leq 4$.

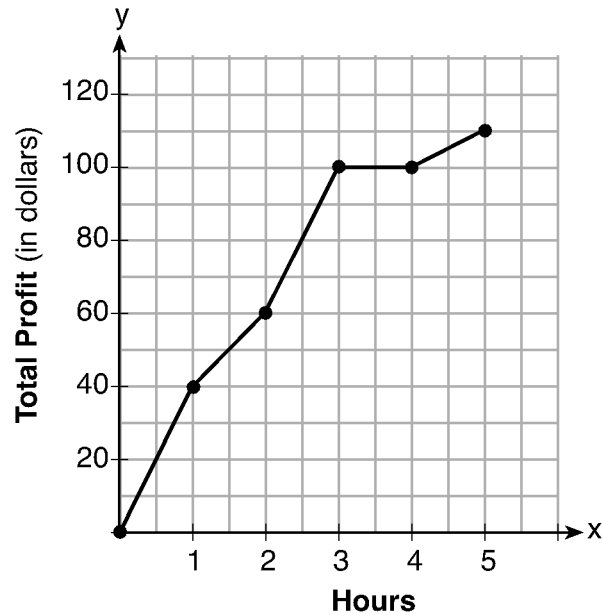
$$\overset{x,y}{(1,40)} \quad \overset{x,y}{(4,100)}$$

$$\frac{4-1}{100-40} = \boxed{\frac{1}{20}}$$

Score 1: The student wrote the rate of change as $\frac{\text{change in } x}{\text{change in } y}$.

Question 27

27 The total profit earned at a garage sale during the first five hours is modeled by the graph shown below.



Determine the average rate of change, in dollars per hour, over the interval $1 \leq x \leq 4$.

$$(1, 40) \quad (2, 60)$$

$$\frac{2-1}{60-40} = \frac{1}{20}$$

Score 0: The student did not show enough correct work to receive any credit.

Question 28

28 Subtract $3x(x - 2y)$ from $6(x^2 - xy)$ and express your answer as a monomial.

$$3x^2 - 6xy \quad 6x^2 - 6xy$$

$$\begin{array}{r} (6x^2 - 6xy) - (3x^2 - 6xy) \\ -3x^2 + 6xy \end{array}$$

$$3x^2$$

Score 2: The student gave a complete and correct response.

Question 28

28 Subtract $3x(x - 2y)$ from $6(x^2 - xy)$ and express your answer as a monomial.

$$3x(x - 2y) - 6(x^2 - xy)$$

$$3x^2 - 6xy - 6x^2 + 6xy$$

$$-6xy - 3x^2 + 6xy$$

$$-3x^2$$

Score 1: The student subtracted the expressions in the wrong order.

Question 28

28 Subtract $3x(x - 2y)$ from $6(x^2 - xy)$ and express your answer as a monomial.

$$3x^2 - 6yx \quad 6x^2 - 6xy$$

$$3x^2 - 12xy$$

Score 1: The student made an error when subtracting the xy terms.

Question 28

28 Subtract $3x(x - 2y)$ from $6(x^2 - xy)$ and express your answer as a monomial.

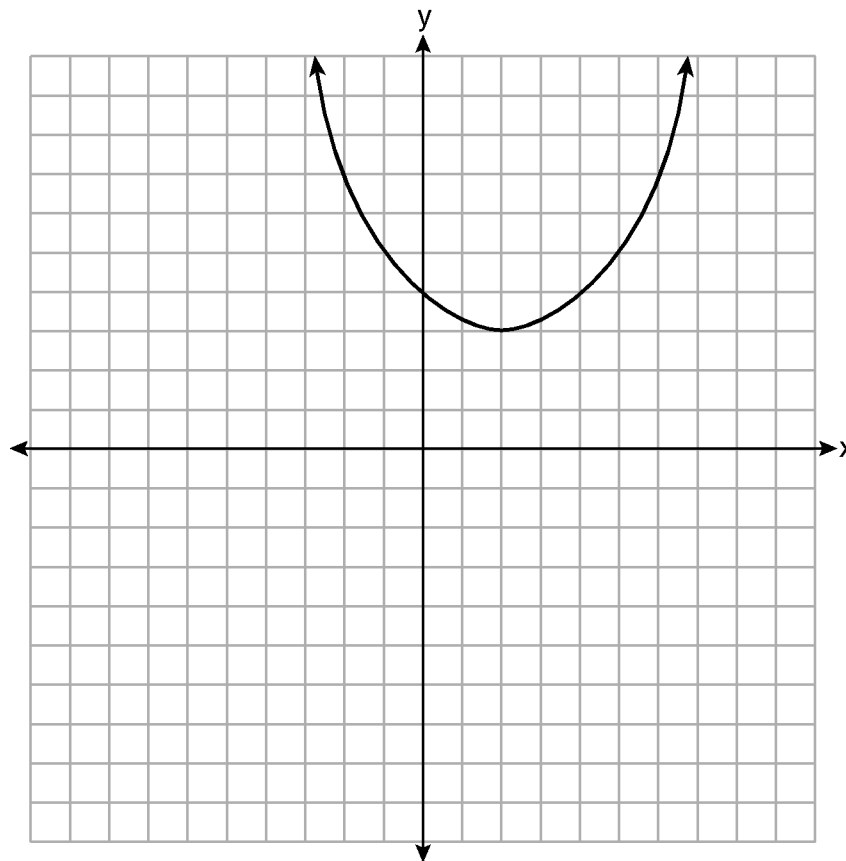
$$3x^2 + 6xy - 6x^2 + 6xy$$

$$\underline{3x^2}$$

Score 0: The student made multiple errors in their work.

Question 29

29 A function is graphed on the set of axes below.



State the domain of this function.

$$-\infty < x < \infty$$

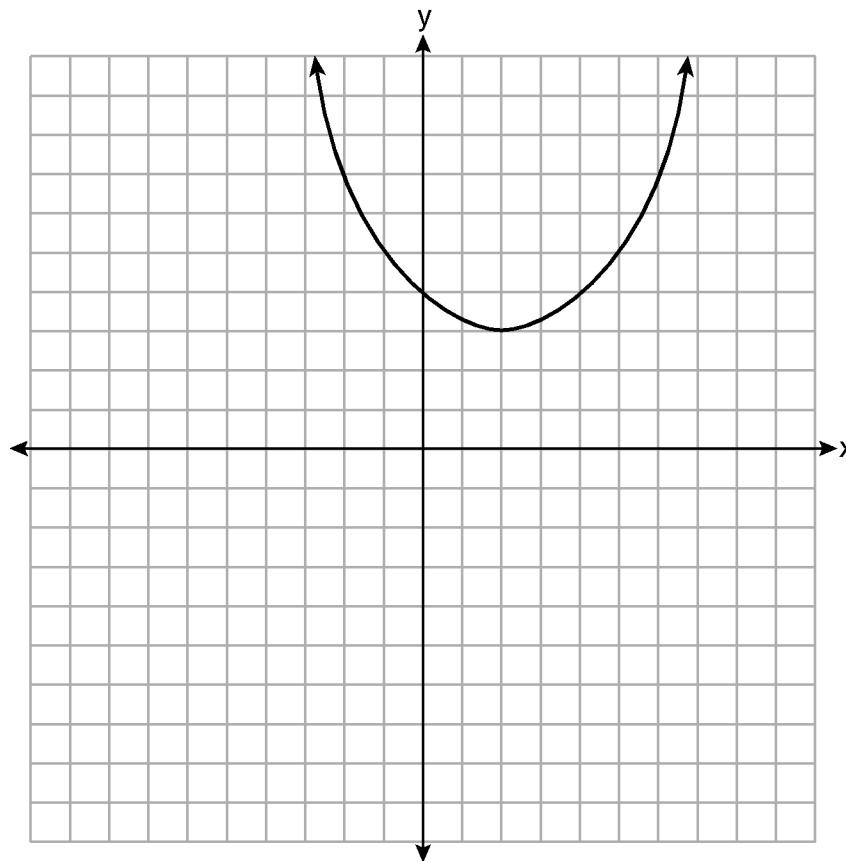
State the range of this function.

$$y \geq 3$$

Score 2: The student gave a complete and correct response.

Question 29

29 A function is graphed on the set of axes below.



State the domain of this function.

$$x = \mathbb{R}$$

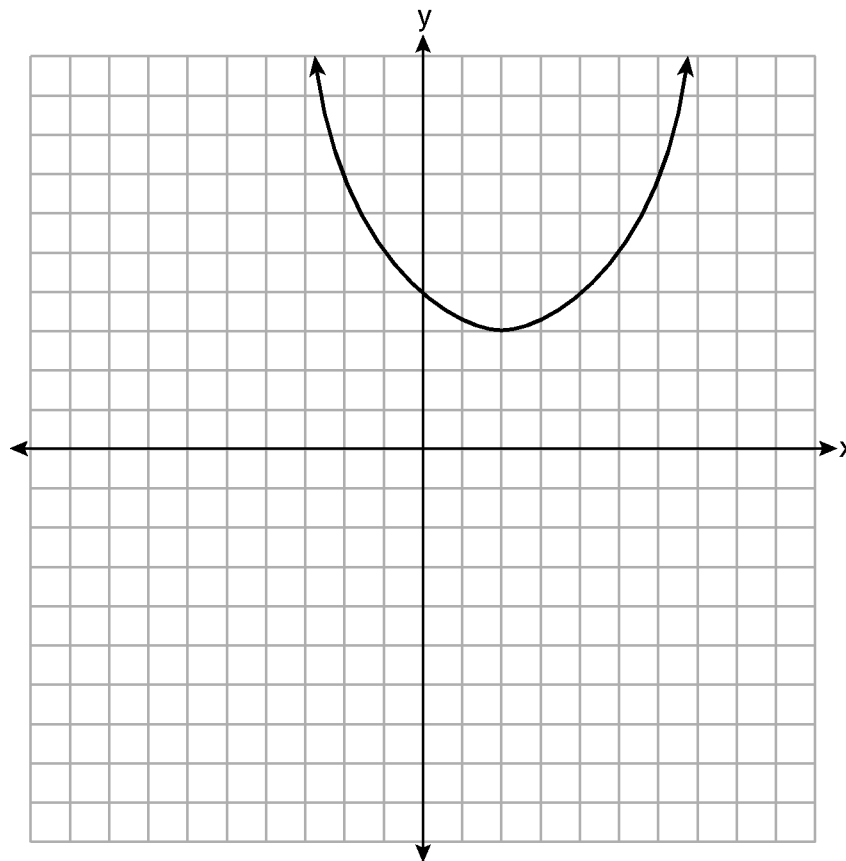
State the range of this function.

$$y \geq 3$$

Score 2: The student gave a complete and correct response.

Question 29

29 A function is graphed on the set of axes below.



State the domain of this function.

$$(-\infty, \infty)$$

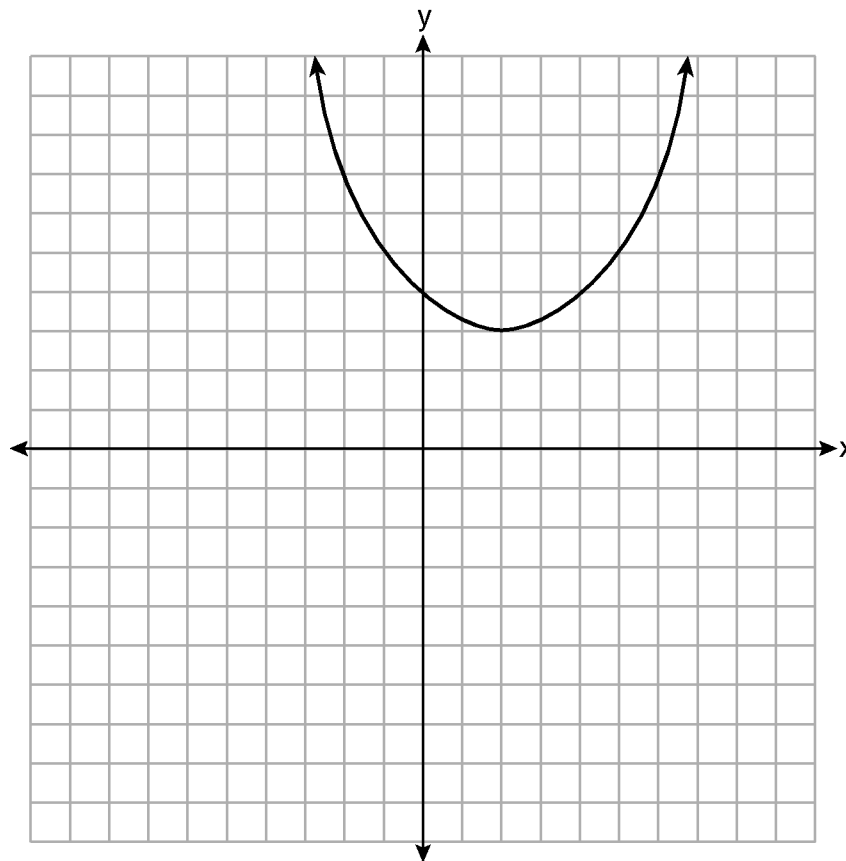
State the range of this function.

$$[3, \infty)$$

Score 2: The student gave a complete and correct response.

Question 29

29 A function is graphed on the set of axes below.



State the domain of this function.

$$[-\infty, \infty]$$

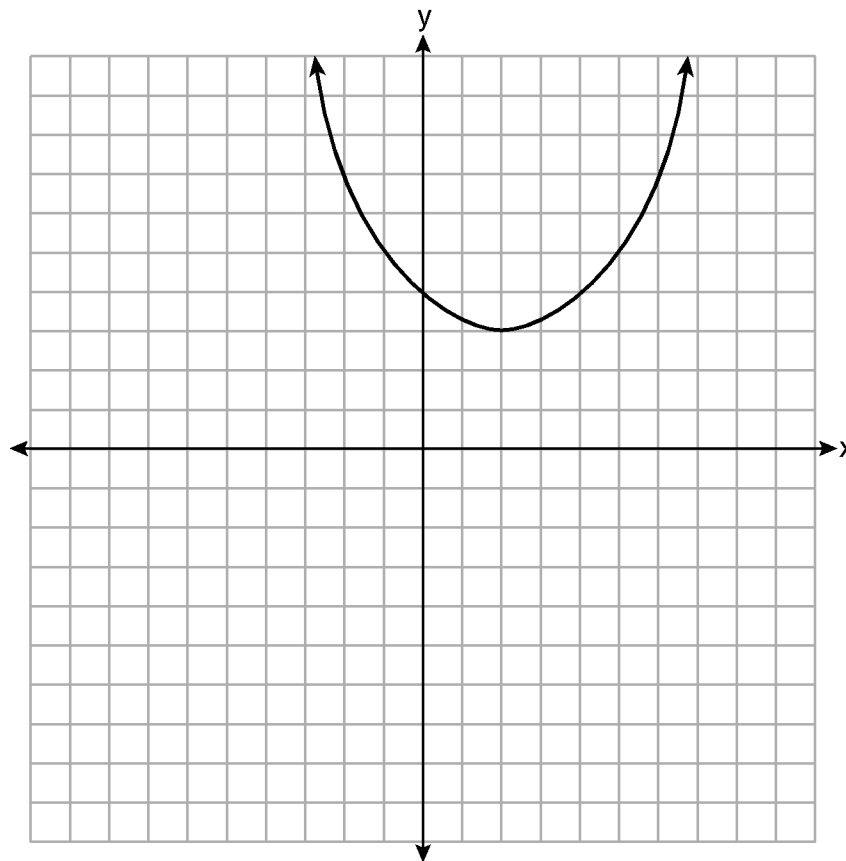
State the range of this function.

$$[3, \infty]$$

Score 1: The student used brackets with the infinity signs instead of parentheses.

Question 29

29 A function is graphed on the set of axes below.



State the domain of this function.

$$y \geq 3$$

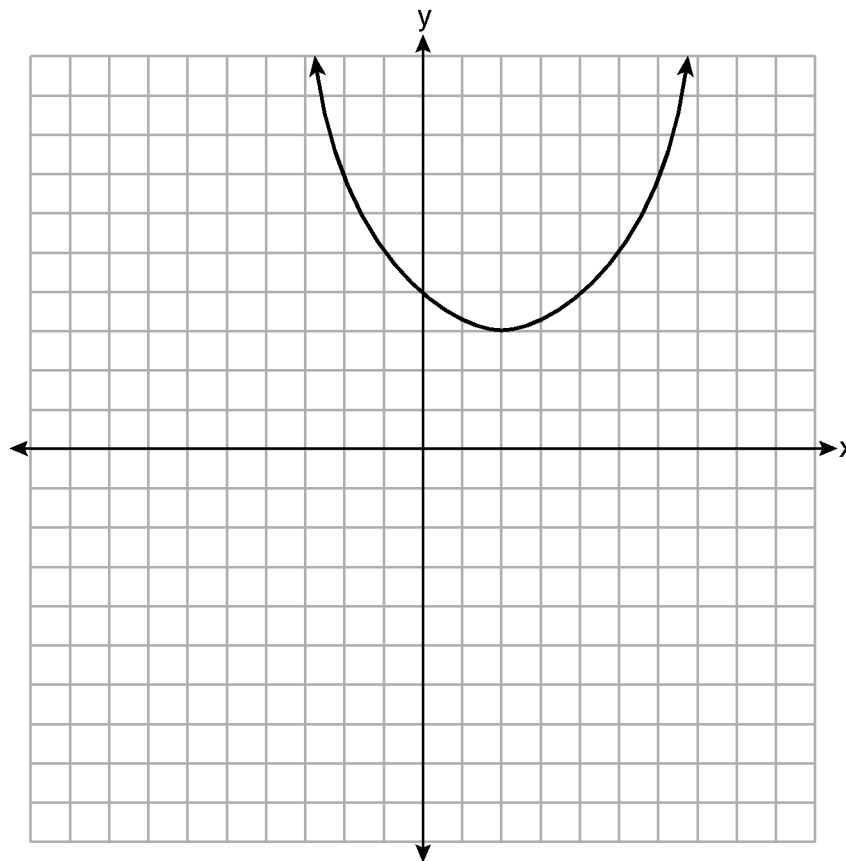
State the range of this function.

$$-\infty < x < \infty$$

Score 1: The student reversed the domain and range.

Question 29

29 A function is graphed on the set of axes below.



State the domain of this function.

Domain is $x > 2$.

State the range of this function.

Range is $y > 3$.

Score 0: The student wrote an incorrect domain and an incorrect inequality symbol for the range.

Question 30

30 Solve $6x^2 + 5x - 6 = 0$ algebraically for the exact values of x .

$$6x^2 + 5x - 6 = 0$$

$$-b \pm \frac{\sqrt{b^2 - 4(ac)}}{2(a)}$$

$$a = 6$$

$$b = 5$$

$$c = -6$$

$$-5 \pm \frac{\sqrt{5^2 - 4(6)(-6)}}{2(6)}$$

$$\frac{-5 \pm \sqrt{169}}{12}$$

$$\frac{-5 \pm 13}{12}$$

Score 2: The student gave a complete and correct response.

Question 30

30 Solve $6x^2 + 5x - 6 = 0$ algebraically for the exact values of x .

$$\begin{aligned} 6x^2 + 5x - 6 &= 0 \\ (3x - 2)(2x + 3) &= 0 \\ 3x - 2 &= 0 & | & 2x + 3 = 0 \\ +2 &+2 & & -3 & -3 \\ \hline 3x &= 2 & & 2x &= -3 \\ \frac{3x}{3} &= \frac{2}{3} & & \frac{2x}{2} &= \frac{-3}{2} \\ x &= \frac{2}{3} & & x &= -\frac{3}{2} \end{aligned}$$

$$\begin{array}{c} \cancel{-36} \\ \cancel{-4} \quad \cancel{9} \\ \cancel{5} \end{array} \quad \begin{array}{c} 2x \quad 3 \\ 3x \quad 6x^2 \quad 9x \\ -2 \quad -4x \quad -6 \end{array}$$

$$x = \left\{ \frac{2}{3}, -\frac{3}{2} \right\}$$

Score 2: The student gave a complete and correct response.

Question 30

30 Solve $6x^2 + 5x - 6 = 0$ algebraically for the exact values of x .

$$\frac{-b \pm \sqrt{b^2 - 4ac}}{2a}$$

$$\frac{-5 \pm \sqrt{5^2 - 4(6)(-6)}}{2(6)}$$

$$\frac{-5 \pm 13}{12}$$

$$\frac{-5 + 13}{12} = .\bar{6}$$

$$\frac{-5 - 13}{12} = 1.5$$

Score 1: The student did not include the negative sign in front of 1.5.

Question 30

30 Solve $6x^2 + 5x - 6 = 0$ algebraically for the exact values of x .

$$6(6x^2 + 5x - 6 = 0)$$

$$x^2 + 5x - 6 = 0$$

$$(x-1)(x+5)$$

$$x = -5 \quad x = 1$$

Score 0: The student did not show enough correct work to receive any credit.

Question 31

31 Factor the expression $x^4 - 36x^2$ completely.

$$x^4 - 36x^2$$

$$x^2(x^2 - 36)$$

$$x^2(x-6)(x+6)$$

Score 2: The student gave a complete and correct response.

Question 31

31 Factor the expression $x^4 - 36x^2$ completely.

$$x^4 - 36x^2$$
$$(x^2 - 6x)(x^2 + 6x)$$
$$x(x-6)x(x+6)$$

Score 2: The student gave a complete and correct response.

Question 31

31 Factor the expression $x^4 - 36x^2$ completely.

$$\underline{x^4 - 36x^2}$$

$$x^2(x^2 - 36)$$

$$x^2(x + 6)(x - 6)$$

$$\begin{array}{l} x + 6 = 0 \\ \boxed{x = -6} \end{array}$$

$$\begin{array}{l} x - 6 = 0 \\ \boxed{x = 6} \end{array}$$

Score 1: The student factored correctly, but attempted to solve the factored expression as an equation.

Question 31

31 Factor the expression $x^4 - 36x^2$ completely.

$$x(x^3 - 36x)$$

Score 0: The student did not show enough correct work to receive any credit.

Question 32

32 Determine the exact values of x for $x^2 - 8x - 5 = 0$ by completing the square.

$$\begin{aligned}x^2 - 8x - 5 &= 0 & \left(\frac{b}{2}\right)^2 &= \left(\frac{-8}{2}\right)^2 = (-4)^2 = 16 \\& \quad +5 \quad +5 \\x^2 - 8x &= 5 \\& \quad +16 \quad +16 \\x^2 - 8x + 16 &= 21 \\ \sqrt{(x-4)^2} &= \sqrt{21} \\x - 4 &= \pm \sqrt{21} \\+4 \quad +4 \\x &= 4 \pm \sqrt{21}\end{aligned}$$

Score 2: The student gave a complete and correct response.

Question 32

32 Determine the exact values of x for $x^2 - 8x - 5 = 0$ by completing the square.

$$x^2 - 8x - 5 = 0$$

$$b = -8$$

$$a = 1$$

$$c = -5$$

$$\frac{8 \pm \sqrt{(-8)^2 - 4(1)(-5)}}{2(1)}$$

$$\frac{8 \pm \sqrt{64 - (-20)}}{2}$$

$$\frac{8 \pm \sqrt{84}}{2}$$

$$4 \pm \frac{\sqrt{84}}{2}$$

$$4 \pm \frac{2\sqrt{21}}{2}$$

$$\begin{array}{r} 84 \\ / \quad \backslash \\ 42 \quad 2 \\ \wedge \\ 21 \quad 2 \end{array}$$

$$\boxed{4 \pm \sqrt{21}}$$

Score 1: The student did not use the method of completing the square.

Question 32

32 Determine the exact values of x for $x^2 - 8x - 5 = 0$ by completing the square.

$$\begin{aligned}x^2 - 8x - 5 &= 0 & b &= -8 \\x^2 - 8x + 5 &+ 5 & \frac{1}{2}(-8) &= -4 \\x^2 - 8x &= -5 & (-4)^2 &= 16 \\x^2 - 8x + 16 &= -5 + 16 & (x-4)^2 &= 21 \\x^2 - 8x + 16 &= 21 & x-4 &= 21 \\& & +4 &+ 4 \\& & x &= 25\end{aligned}$$

Score 1: The student did not take the square root of 21.

Question 32

32 Determine the exact values of x for $x^2 - 8x - 5 = 0$ by completing the square.

$$\begin{aligned} x^2 - 8x - 5 &= 0 && \frac{1}{2}(-8) \\ (x^2 - 8x + 16) - 16 - 5 &= 0 && (-4)^2 \\ (x-4)(x-4) - 21 &= 0 && 16 \\ \sqrt{(x-4)^2} &= \sqrt{21} \\ x - 4 &= \pm \sqrt{21} \\ x &= 4 \pm \sqrt{21} \\ 4 + \sqrt{21} &= 8.58 && 4 - \sqrt{21} = -.58 \\ \{ &-.58, 8.58 \} \end{aligned}$$

Score 1: The student rounded off the solution.

Question 32

32 Determine the exact values of x for $x^2 - 8x - 5 = 0$ by completing the square.

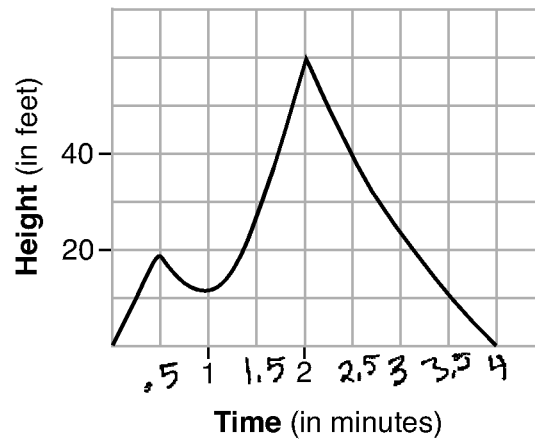
$$\begin{array}{l} x^2 - 8x - 5 = 0 \\ \quad +5 \quad +5 \\ \hline x^2 - 8x + 16 = 5 + 16 \\ x^2 - 8x + 16 = 21 \\ (x+4)(x-4) = 21 \\ \hline \begin{array}{c|c} x+4 = 21 & x-4 = 21 \\ \hline \begin{array}{r} -4 \\ -4 \end{array} & \begin{array}{r} +4 \\ +4 \end{array} \\ \hline x = 17 & x = 25 \end{array} \end{array}$$
$$\frac{8}{2} = 4 \rightarrow (4)^2 = 16$$

$x = 17$
and
 $x = 25$

Score 0: The student did not show enough correct work to receive any credit.

Question 33

33 The graph below models the height of Sam's kite over a period of time.



Explain what the zeros of the graph represent in the context of the situation.

When the kite is on the ground.

State the time intervals over which the height of the kite is increasing.

$0 < x < 0.5$

$1 < x < 2$

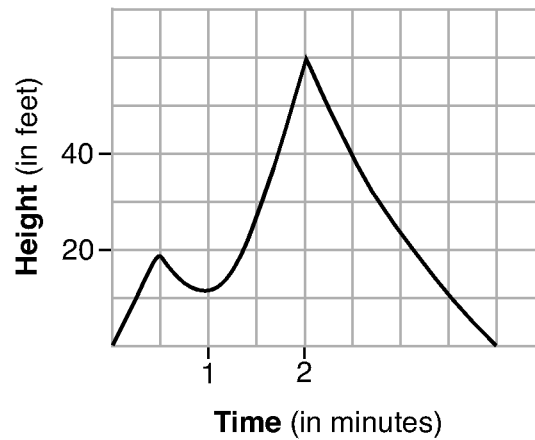
State the maximum height, in feet, that the kite reaches.

60 ft

Score 4: The student gave a complete and correct response.

Question 33

33 The graph below models the height of Sam's kite over a period of time.



Explain what the zeros of the graph represent in the context of the situation.

The 0's represent when Sam's kite hit the ground

State the time intervals over which the height of the kite is increasing.

0 - .5 min 1 - 2 min

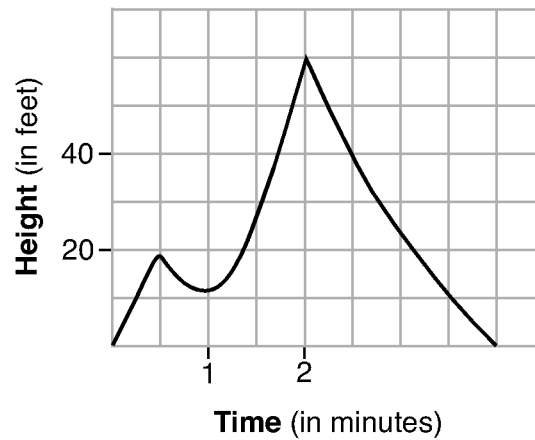
State the maximum height, in feet, that the kite reaches.

60

Score 4: The student gave a complete and correct response.

Question 33

33 The graph below models the height of Sam's kite over a period of time.



Explain what the zeros of the graph represent in the context of the situation.

The kite is on the ground at 0 and 4 minutes.

State the time intervals over which the height of the kite is increasing.

$[0, 0.5]$

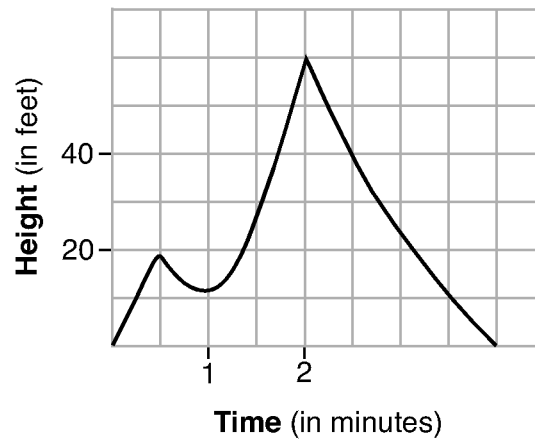
$[1, 2]$

State the maximum height, in feet, that the kite reaches.

Score 3: The student did not answer the maximum height.

Question 33

33 The graph below models the height of Sam's kite over a period of time.



Explain what the zeros of the graph represent in the context of the situation.

Start and Finish

State the time intervals over which the height of the kite is increasing.

$$0 \leq x \leq 0.5$$

$$1 \leq x \leq 2$$

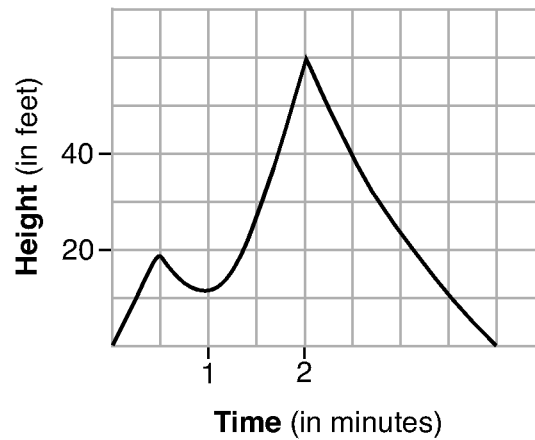
State the maximum height, in feet, that the kite reaches.

60

Score 3: The student wrote an incorrect explanation.

Question 33

33 The graph below models the height of Sam's kite over a period of time.



Explain what the zeros of the graph represent in the context of the situation.

The zeros of the graph represents when the kite started and when the kite landed

State the time intervals over which the height of the kite is increasing.

The time is 2 minutes ~~0.5 to 2~~

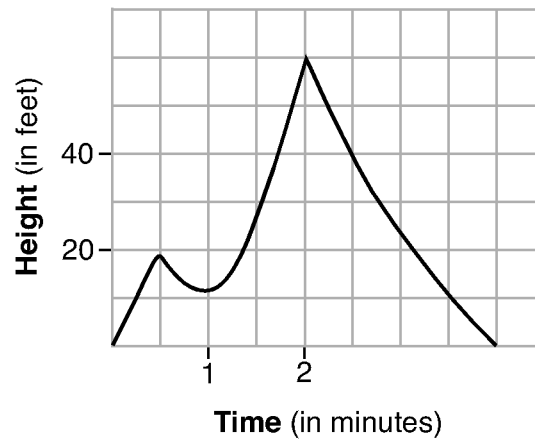
State the maximum height, in feet, that the kite reaches.

The height is 60 feet.

Score 2: The student did not state the intervals.

Question 33

33 The graph below models the height of Sam's kite over a period of time.



Explain what the zeros of the graph represent in the context of the situation.

State the time intervals over which the height of the kite is increasing.

every minute, it goes up
10 ft

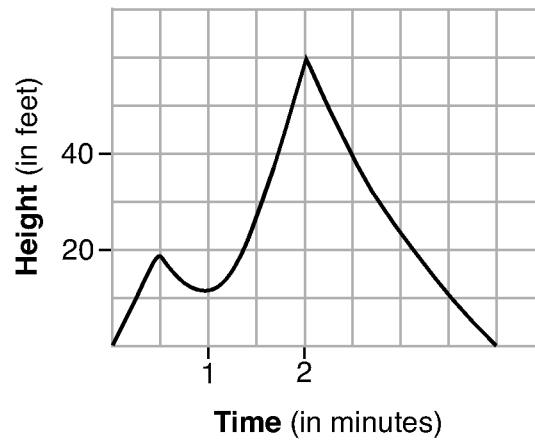
State the maximum height, in feet, that the kite reaches.

60 ft

Score 1: The student only stated the height correctly.

Question 33

33 The graph below models the height of Sam's kite over a period of time.



Explain what the zeros of the graph represent in the context of the situation.

The zeros are the kite starting and ending points.

State the time intervals over which the height of the kite is increasing.

(1.5, 30)

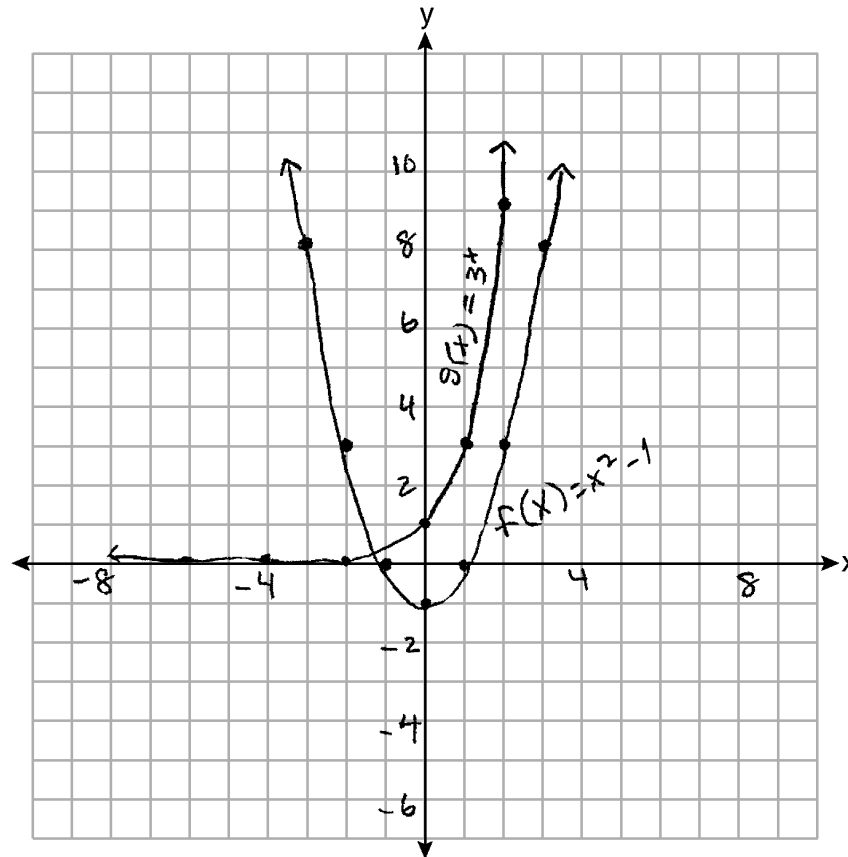
State the maximum height, in feet, that the kite reaches.

(2, 60)

Score 0: The student's explanation did not indicate time, and no further correct work was shown.

Question 34

34 On the set of axes below, graph $f(x) = x^2 - 1$ and $g(x) = 3^x$.



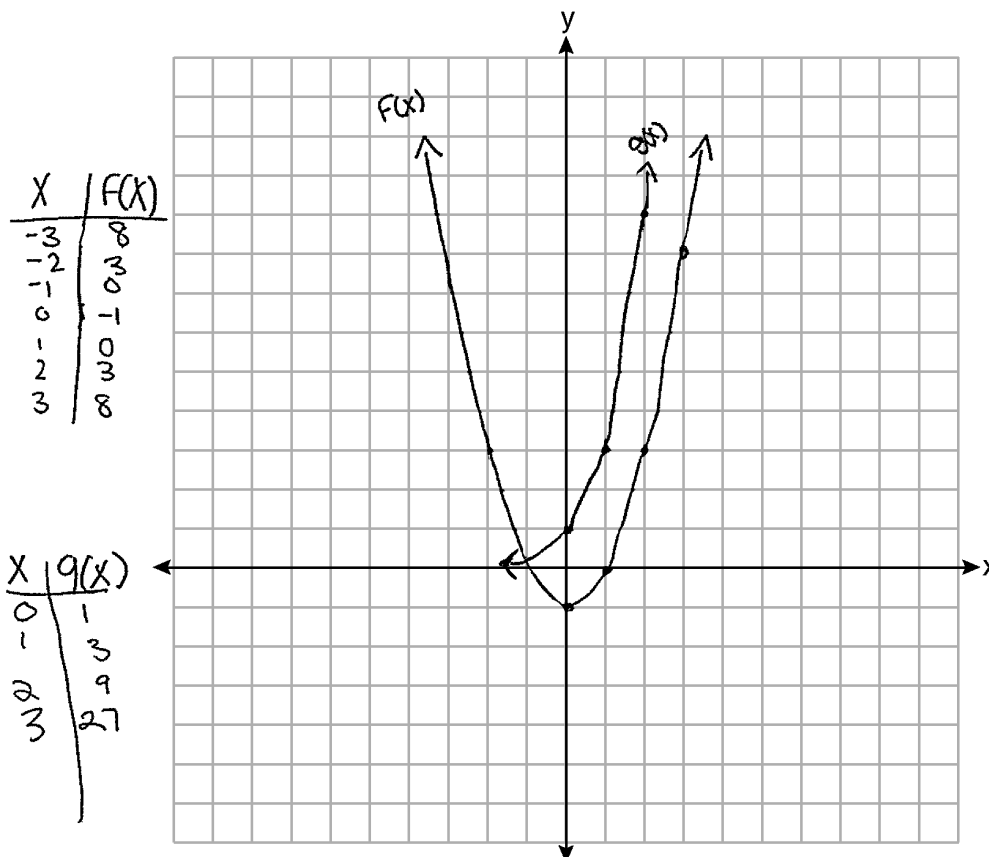
Based on your graph, for how many values of x does $f(x) = g(x)$? Explain your reasoning.

1, because the $f(x)$ and $g(x)$ only intersect at one point.

Score 4: The student gave a complete and correct response.

Question 34

34 On the set of axes below, graph $f(x) = x^2 - 1$ and $g(x) = 3^x$.



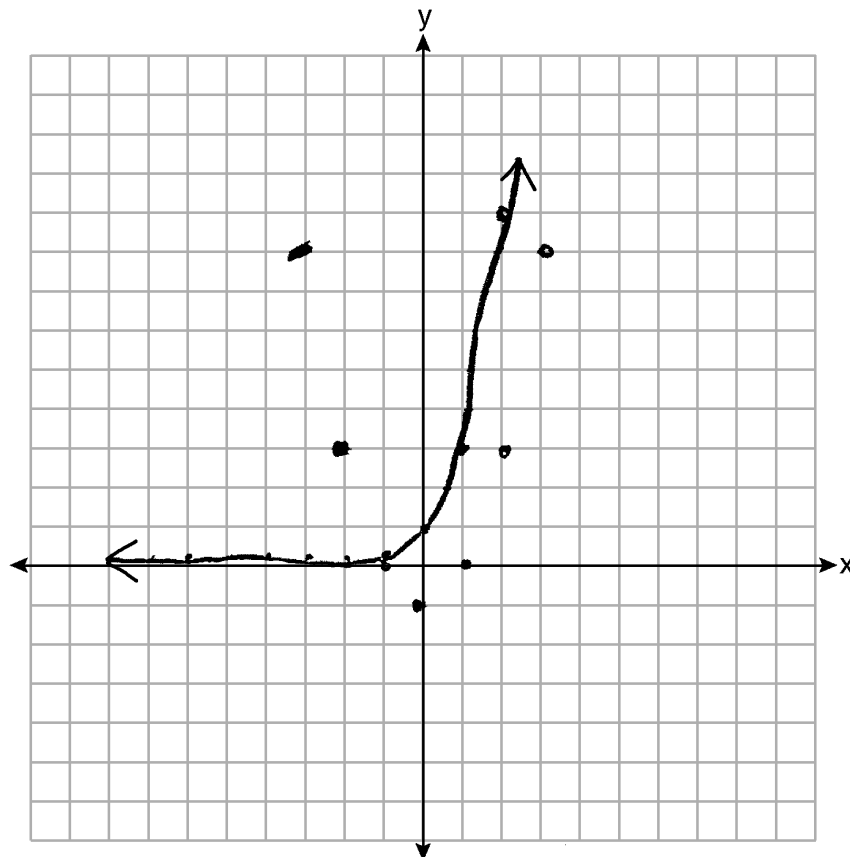
Based on your graph, for how many values of x does $f(x) = g(x)$? Explain your reasoning.

one

Score 3: The student did not write an explanation.

Question 34

34 On the set of axes below, graph $f(x) = x^2 - 1$ and $g(x) = 3^x$.



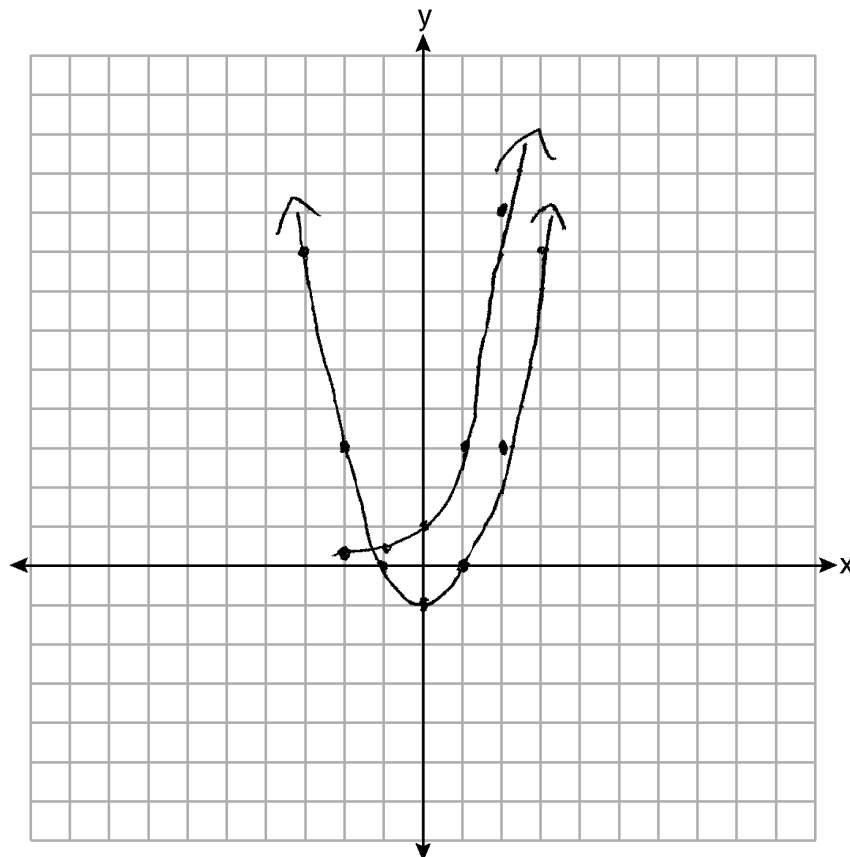
Based on your graph, for how many values of x does $f(x) = g(x)$? Explain your reasoning.

1 value
-1.134876

Score 2: The student did not complete the graph of $f(x)$ and did not write an explanation.

Question 34

34 On the set of axes below, graph $f(x) = x^2 - 1$ and $g(x) = 3^x$.



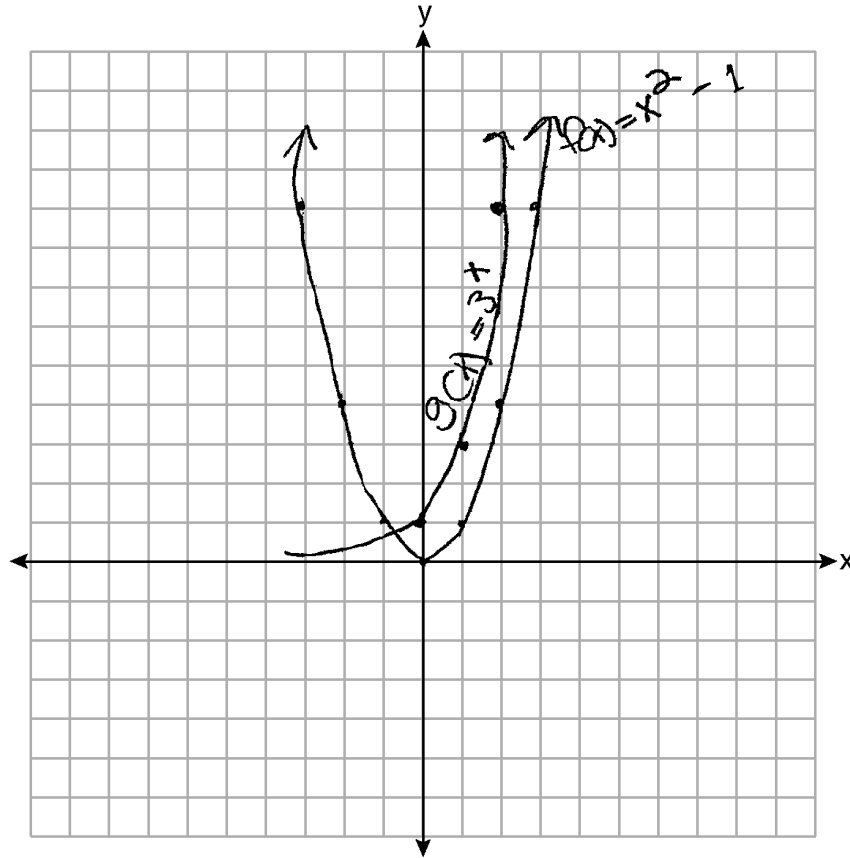
Based on your graph, for how many values of x does $f(x) = g(x)$? Explain your reasoning.

$(1, 2, 3)$

Score 1: The student only graphed $f(x)$ correctly.

Question 34

34 On the set of axes below, graph $f(x) = x^2 - 1$ and $g(x) = 3^x$.



Based on your graph, for how many values of x does $f(x) = g(x)$? Explain your reasoning.

none, they cross but they don't have a Pacific Point

Score 0: The student did not show enough correct work to receive any credit.

Question 35

35 An insurance agent is looking at records to determine if there is a relationship between a driver's age and percentage of accidents caused by speeding. The table below shows his data.

Age (x)	17	18	21	25	30	35	40	45	50	55	60	65
Percentage of Accidents Caused by Speeding (y)	49	49	48	38	31	33	24	25	16	10	5	6

State the linear regression equation that models the relationship between the driver's age, x , and the percentage of accidents caused by speeding, y . Round all values to the *nearest hundredth*.

$$y = ax + b$$
$$y = -0.196x + 64.74$$

State the value of the correlation coefficient to the *nearest hundredth*. Explain what this means in the context of the problem.

$r = -0.98$ The correlation coefficient means there is a strong negative correlation. In the context of this problem it means that there is a strong relationship between the driver's age and accidents in that the younger you are the more likely you will experience an accident.

Score 4: The student gave a complete and correct response.

Question 35

35 An insurance agent is looking at records to determine if there is a relationship between a driver's age and percentage of accidents caused by speeding. The table below shows his data.

Age (x)	17	18	21	25	30	35	40	45	50	55	60	65
Percentage of Accidents Caused by Speeding (y)	49	49	48	38	31	33	24	25	16	10	5	6

State the linear regression equation that models the relationship between the driver's age, x , and the percentage of accidents caused by speeding, y . Round all values to the *nearest hundredth*.

$$-0.96x + 64.74 = y$$

State the value of the correlation coefficient to the *nearest hundredth*. Explain what this means in the context of the problem.

$$-0.98$$

This # signifies how well the data follows the same pattern. The highest that the correlation coefficient can go is 1 or -1. And from this number we can conclude that because it is so close to -1 the data points closely follow the trend pattern

Score 3: The student's explanation was not written in context.

Question 35

35 An insurance agent is looking at records to determine if there is a relationship between a driver's age and percentage of accidents caused by speeding. The table below shows his data.

Age (x)	17	18	21	25	30	35	40	45	50	55	60	65
Percentage of Accidents Caused by Speeding (y)	49	49	48	38	31	33	24	25	16	10	5	6

State the linear regression equation that models the relationship between the driver's age, x , and the percentage of accidents caused by speeding, y . Round all values to the *nearest hundredth*.

$$y = ax + b$$
$$a = -.7628865979 \quad a = -0.76$$
$$b = 55.67869416 \quad b = -55.68$$
$$r = -.9115169471$$

State the value of the correlation coefficient to the *nearest hundredth*. Explain what this means in the context of the problem.

$$-0.91$$

The younger you are the better chance of you being in an accident

Score 3: The student made a data entry error, showed full calculator display, and gave an appropriate response based on the display.

Question 35

35 An insurance agent is looking at records to determine if there is a relationship between a driver's age and percentage of accidents caused by speeding. The table below shows his data.

Age (x)	17	18	21	25	30	35	40	45	50	55	60	65
Percentage of Accidents Caused by Speeding (y)	49	49	48	38	31	33	24	25	16	10	5	6

State the linear regression equation that models the relationship between the driver's age, x , and the percentage of accidents caused by speeding, y . Round all values to the *nearest hundredth*.

$$y = -0.96x + 64.74$$

$$y = -0.96(17) + 64.74$$

$$y = 48.42$$

48.42% of accidents are caused by speeding.

State the value of the correlation coefficient to the *nearest hundredth*. Explain what this means in the context of the problem.

$$\text{correlation coefficient} = 0.96$$

This means that the accidents were most likely related to speeding

Score 2: The student only wrote the regression equation correctly.

Question 35

35 An insurance agent is looking at records to determine if there is a relationship between a driver's age and percentage of accidents caused by speeding. The table below shows his data.

Age (x)	17	18	21	25	30	35	40	45	50	55	60	65
Percentage of Accidents Caused by Speeding (y)	49	49	48	38	31	33	24	25	16	10	5	6

State the linear regression equation that models the relationship between the driver's age, x , and the percentage of accidents caused by speeding, y . Round all values to the *nearest hundredth*.

$$y = ax + b$$
$$a = -.9606538681$$
$$b = 64.73845277$$
$$r = -.9845644567$$

State the value of the correlation coefficient to the *nearest hundredth*. Explain what this means in the context of the problem.

$$r = -.985$$

Score 1: The student wrote an appropriate regression equation, but did not round correctly.

Question 35

35 An insurance agent is looking at records to determine if there is a relationship between a driver's age and percentage of accidents caused by speeding. The table below shows his data.

Age (x)	17	18	21	25	30	35	40	45	50	55	60	65
Percentage of Accidents Caused by Speeding (y)	49	49	48	38	31	33	24	25	16	10	5	6

State the linear regression equation that models the relationship between the driver's age, x , and the percentage of accidents caused by speeding, y . Round all values to the nearest hundredth.

$$y = ax + b$$
$$y = 0.96x - 9.18$$

State the value of the correlation coefficient to the *nearest hundredth*. Explain what this means in the context of the problem.

$r = 0.99$ this means it will have a high correlation. It will be close to a straight line

Score 0: The student did not show enough correct work to receive any credit.

Question 36

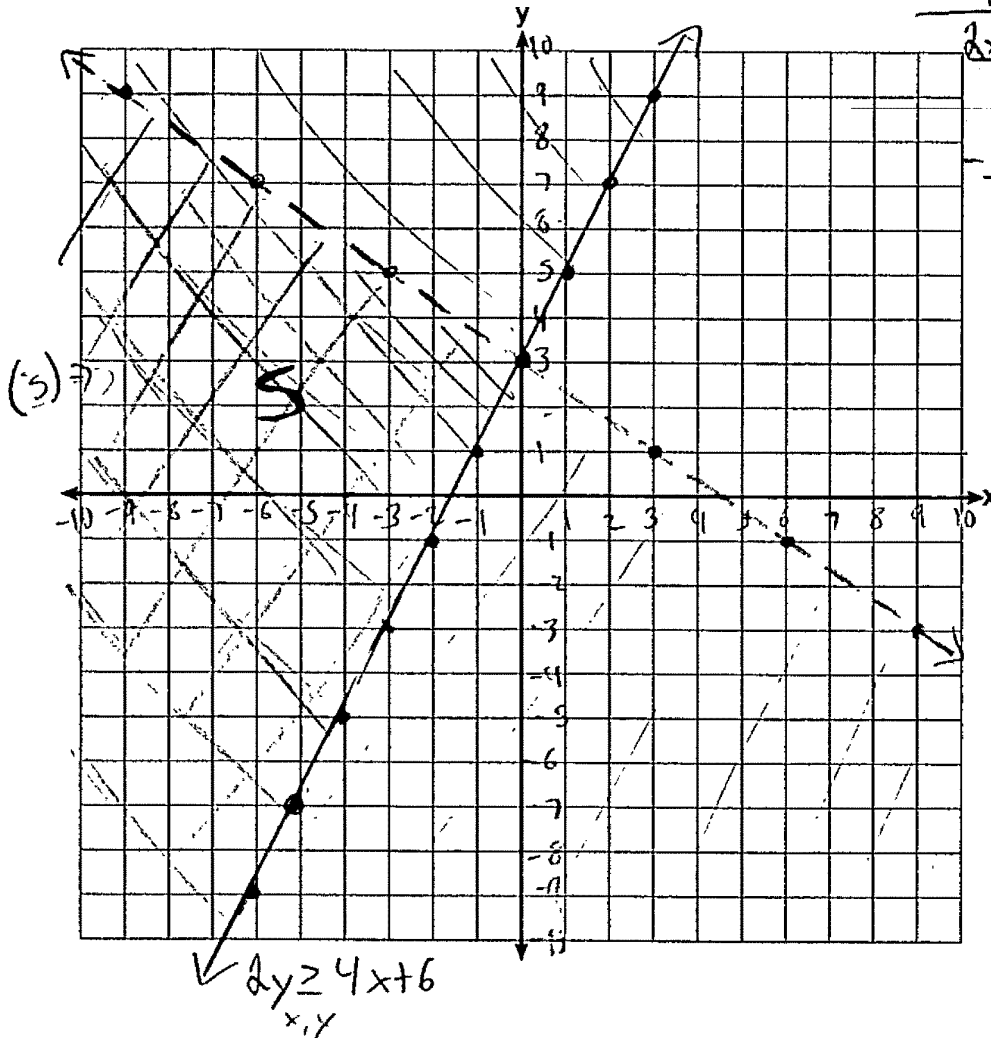
36 Solve the system of inequalities graphically on the set of axes below.

Label the solution set S .

$$2x + 3y < 9$$

$$2y \geq 4x + 6$$

$$\begin{array}{r} 2x + 3y < 9 \\ -3y \quad -3y \\ \hline 2x < 9 - 3y \\ -1 \quad -1 \\ \hline 2x - 1 < -3y \\ -3 \quad -3 \\ \hline \frac{2x-1}{-3} < \frac{-3y}{-3} \\ \frac{2x-1}{-3} + 3 > y \\ 2y \geq 4x + 6 \\ \Downarrow \\ \frac{2y}{2} \geq \frac{4x+6}{2} \\ \boxed{y \geq 2x + 3} \end{array}$$



Determine if the point $(0,3)$ is a solution to this system of inequalities. Justify your answer.

$$\begin{array}{ll} 2(0) + 3(3) < 9 & 2(3) \geq 4(0) + 6 \\ 0 + 9 < 9 & 6 \geq 0 + 6 \\ 9 < 9 \times & 6 \geq 6 \checkmark \end{array}$$

\therefore The point is not a solution to this system because 9 is not less than 9.

Score 4: The student gave a complete and correct response.

Question 36

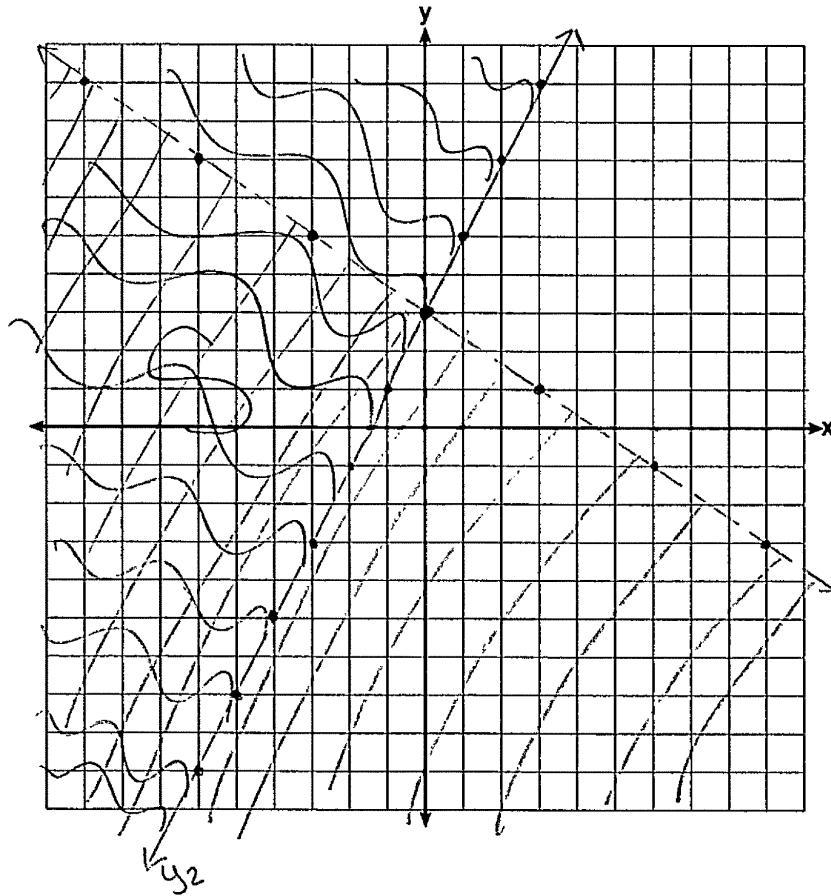
36 Solve the system of inequalities graphically on the set of axes below.

Label the solution set S.

$$\begin{aligned} x + 3y &< 9 \\ -2x & \quad -2x \\ \hline 3y &< -2x + 9 \\ \frac{3y}{3} & \frac{-2x}{3} \frac{+9}{3} \\ y &< \frac{-2x}{3} + 3 \end{aligned}$$

$$\begin{aligned} 2x + 3y &< 9 \\ 0 &< 9 \\ 2y &\geq 4x + 6 \\ 0 &\geq 6 \quad \text{F} \end{aligned}$$

$$\begin{aligned} \cancel{4x} + 2y &\geq \frac{-6}{+4x} \\ \hline 2y &\geq \frac{4x + 6}{2} \\ \frac{2y}{2} & \frac{4x}{2} \frac{+6}{2} \\ y &\geq 2x + 3 \end{aligned}$$



Determine if the point (0,3) is a solution to this system of inequalities. Justify your answer.

No, because at (0,3) one line is solid and the other is dashed.

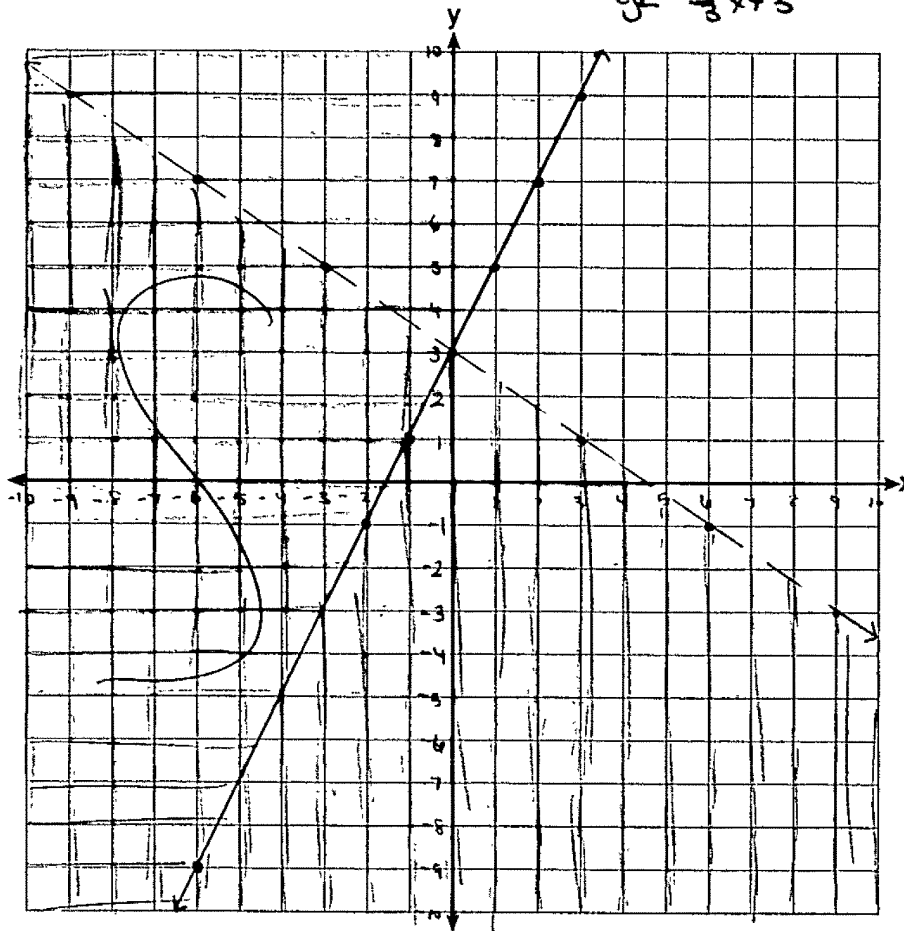
Score 4: The student gave a complete and correct response.

Question 36

36 Solve the system of inequalities graphically on the set of axes below.

Label the solution set S.

$$\begin{array}{l}
 2x + 3y < 9 \\
 2y \geq 4x + 6
 \end{array}
 \quad
 \begin{array}{l}
 \frac{2x + 3y < 9}{-2x} \quad -2x \\
 \hline
 3y < -2x + 9 \\
 \frac{3y < -2x + 9}{3} \\
 \hline
 y < -\frac{2}{3}x + 3
 \end{array}
 \quad
 \begin{array}{l}
 2y \geq 4x + 6 \\
 \frac{2y \geq 4x + 6}{2} \\
 \hline
 y \geq 2x + 3
 \end{array}$$



Determine if the point (0,3) is a solution to this system of inequalities. Justify your answer.

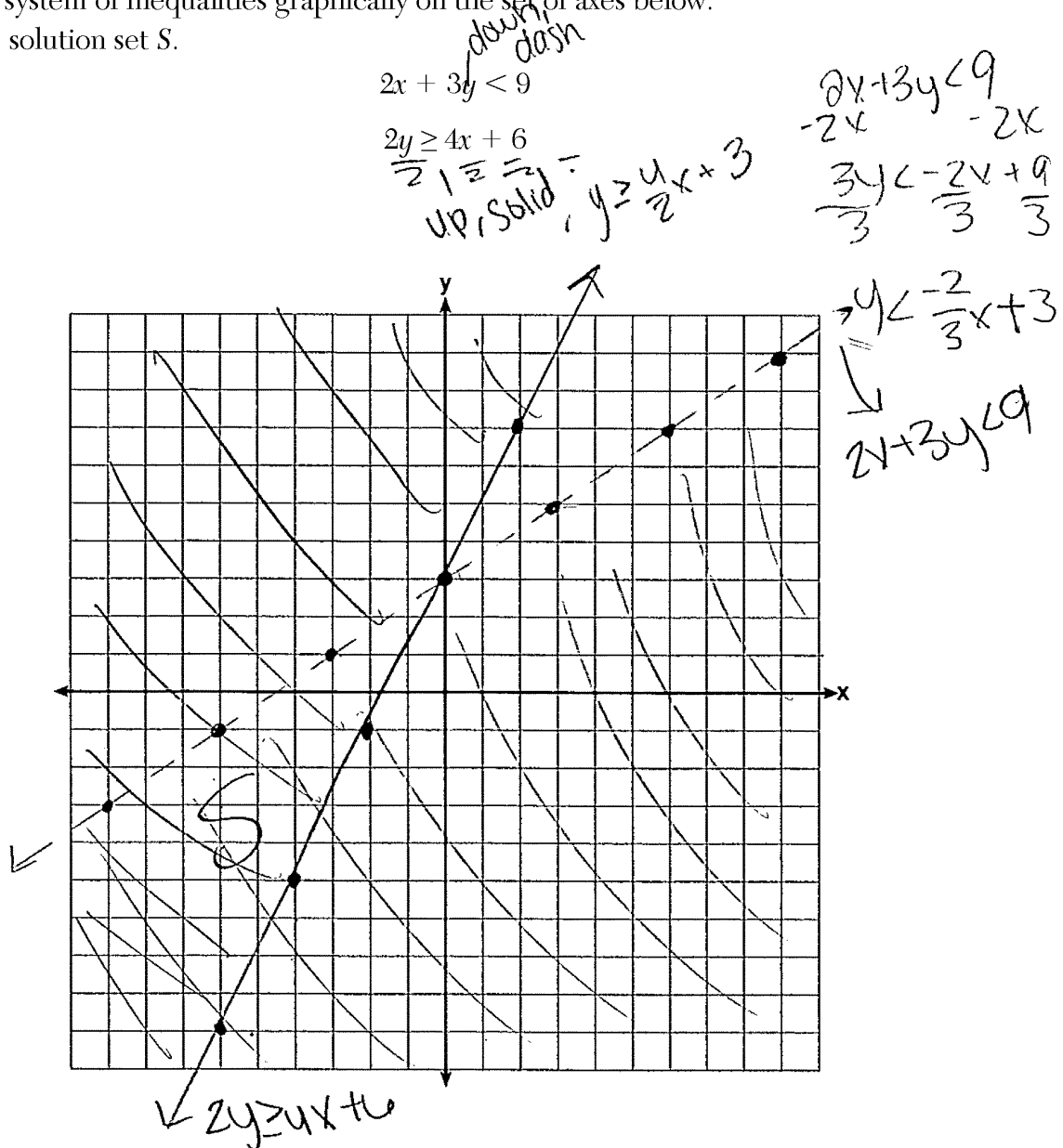
(0, 3) is not a solution to this system of inequalities because it is on a line that is exclusive. This means that any point on this line is not considered a solution to the system of inequalities.

$$\begin{array}{l}
 2x + 3y < 9 \\
 2(0) + 3(3) < 9 \\
 2 + 9 < 9 \\
 11 < 9 \quad \text{not a part of the solution set}
 \end{array}$$

Score 3: The student did not label at least one of the lines.

Question 36

36 Solve the system of inequalities graphically on the set of axes below.
Label the solution set S.



Determine if the point (0,3) is a solution to this system of inequalities. Justify your answer.

Yes its in the solution area
because its on a solid line

Score 2: The student graphed $2y > 4x + 6$ correctly and labeled their solution set with an S.

Question 36

36 Solve the system of inequalities graphically on the set of axes below.

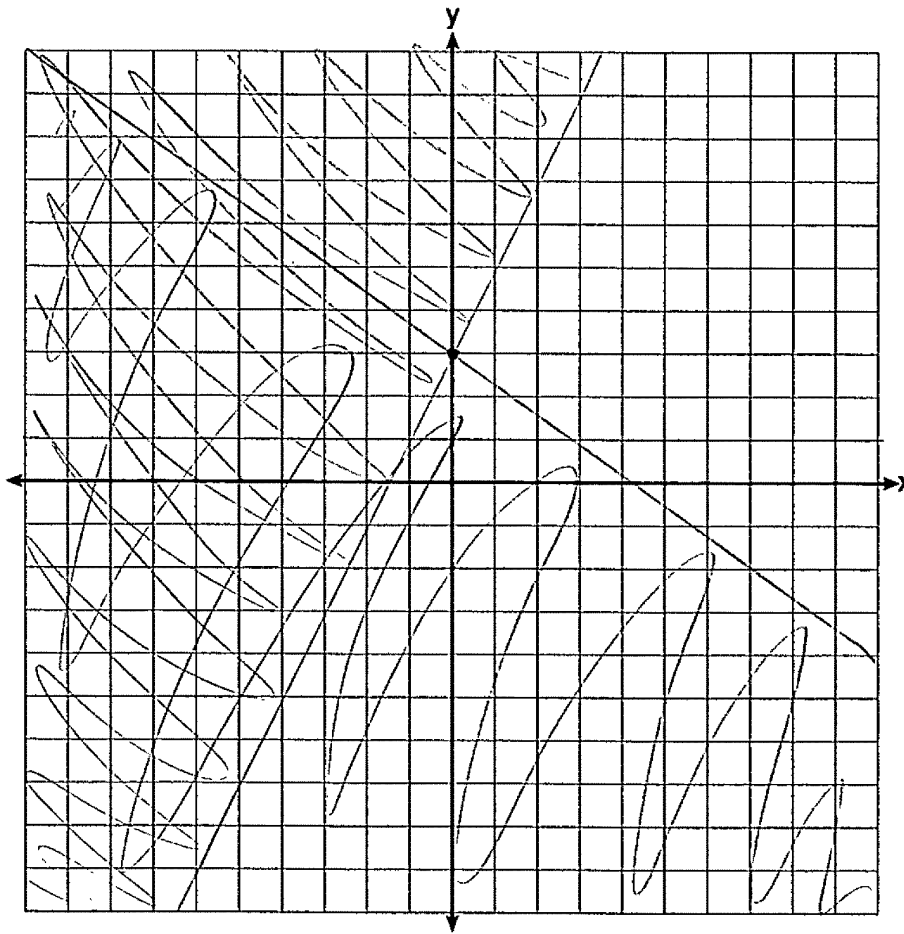
Label the solution set S.

$$2x + 3y < 9$$

$$y < -2x + 3 \quad y = \frac{-2}{3}x + 3$$

$$\frac{2y}{2} \geq \frac{4x + 6}{2}$$

$$y \geq 2x + 3$$



Determine if the point (0,3) is a solution to this system of inequalities. Justify your answer.

yes because if graphed its the intersection

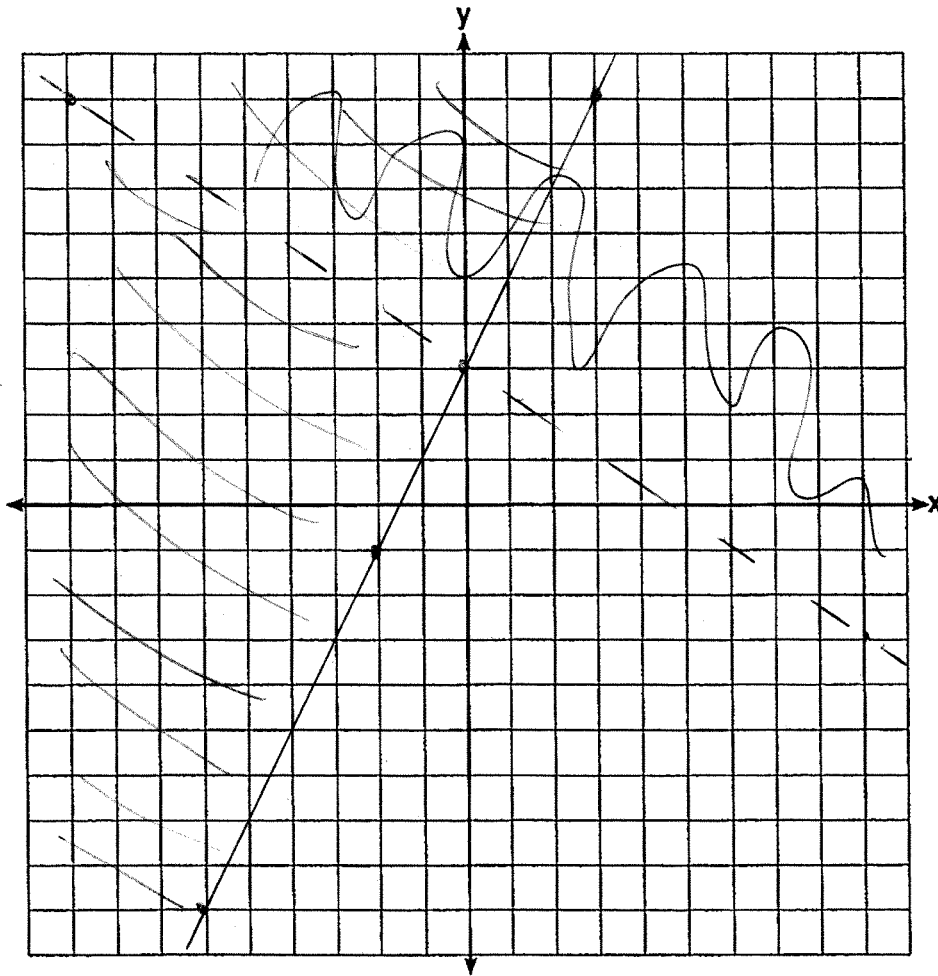
Score 1: The student wrote an appropriate justification based on their graph.

Question 36

36 Solve the system of inequalities graphically on the set of axes below.
Label the solution set S.

$$2x + 3y < 9$$

$$2y \geq 4x + 6$$



Determine if the point (0,3) is a solution to this system of inequalities. Justify your answer.

Yes, it's on both lines

Score 0: The student did not label either graph or the solution set and wrote an incorrect explanation.

Question 37

37 At an amusement park, the cost for an adult admission is a , and for a child the cost is c . For a group of six that included two children, the cost was \$325.94. For a group of five that included three children, the cost was \$256.95. All ticket prices include tax.

Write a system of equations, in terms of a and c , that models this situation.

$$\begin{aligned} 2c + 4a &= 325.94 \\ 3c + 2a &= 256.95 \end{aligned}$$

Use your system of equations to determine the exact cost of each type of ticket algebraically.

$$\begin{aligned} 2c + 4a &= 325.94 \\ -2(3c + 2a &= 256.95) \\ \hline -6c - 4a &= -513.90 \\ + 2c + 4a &= 325.94 \\ \hline -4c &= -197.96 \\ \hline -4 & \\ \hline c &= 46.99 \end{aligned}$$

$c = 46.99$
Children = 46.99

$$\begin{aligned} 2(46.99) + 4a &= 325.94 \\ 93.98 + 4a &= 325.94 \\ -93.98 & \end{aligned}$$

$$\underline{4a = 231.96}$$

$$\begin{aligned} &4 \\ a &= 57.99 \\ \underline{\text{adults} = 57.99} \end{aligned}$$

Determine the cost for a group of four that includes three children.

$$3c + a = x$$

$$3(46.99) + 57.99 = x$$

$$140.97 + 57.99 = x$$

$x = 198.96$

Score 6: The student gave a complete and correct response.

Question 37

37 At an amusement park, the cost for an adult admission is a , and for a child the cost is c . For a group of six that included two children, the cost was \$325.94. For a group of five that included three children, the cost was \$256.95. All ticket prices include tax.

Write a system of equations, in terms of a and c , that models this situation.

$$\begin{aligned} 4a + 2c &= 325.94 \\ 2a + 3c &= 256.95 \end{aligned}$$

Use your system of equations to determine the exact cost of each type of ticket algebraically.

$$\begin{aligned} 4a + 2c &= 325.94 \\ -4a - 5c &= -513.90 \\ \hline -3c &= -187.96 \\ \frac{-3c}{-3} &= \frac{-187.96}{-3} \\ c &= 62.65 \end{aligned}$$

$$\begin{aligned} 4a + 2(62.65) &= 325.94 \\ 4a + 125.30 &= 325.94 \\ -125.30 & \quad -125.30 \\ \hline 4a &= 200.64 \\ \frac{4a}{4} &= \frac{200.64}{4} \\ a &= 50.16 \end{aligned}$$

Determine the cost for a group of four that includes three children.

$$\begin{aligned} &50.16 \\ &62.65 \\ &62.65 \\ &62.65 \\ \hline &\$238.11 \end{aligned}$$

Score 5: The student made an error when multiplying the second equation by 2. The value found for c was used appropriately in the rest of the problem.

Question 37

37 At an amusement park, the cost for an adult admission is a , and for a child the cost is c . For a group of six that included two children, the cost was \$325.94. For a group of five that included three children, the cost was \$256.95. All ticket prices include tax.

Write a system of equations, in terms of a and c , that models this situation.

$$4a + 2c = 325.94$$

$$2a + 3c = 256.95$$

$$\begin{array}{l} a = 4 \\ c = 2 \end{array} \quad \begin{array}{l} a = c \\ c = 3 \end{array}$$

Use your system of equations to determine the exact cost of each type of ticket algebraically.

$$4a + 2c = 325.94$$

$$-4a + -6c = -513.9$$

$$\begin{array}{r} -4c = -187.96 \\ \hline -4 \\ \hline c = 46.99 \end{array}$$

$$4a + 2(46.99) = 325.94$$

$$\begin{array}{r} 4a + 93.98 = 325.94 \\ -93.98 \quad -93.98 \\ \hline \end{array}$$

$$\begin{array}{l} 4a = 230.96 \\ a = 57.74 \end{array}$$

Determine the cost for a group of four that includes three children.

$$1a + 3c = ?$$

$$57.74 + 3(46.99) = 198.71$$

Score 5: The student determined $c = 46.99$ correctly and found an appropriate cost for a group of four based on an incorrect value for a .

Question 37

37 At an amusement park, the cost for an adult admission is a , and for a child the cost is c . For a group of six that included two children, the cost was \$325.94. For a group of five that included three children, the cost was \$256.95. All ticket prices include tax.

Write a system of equations, in terms of a and c , that models this situation.

$$\begin{aligned} 4a + 2c &= 325.94 \\ 2a + 3c &= 256.95 \end{aligned}$$

Use your system of equations to determine the exact cost of each type of ticket algebraically.

$$\begin{aligned} 4a + 2c &= 325.94 \\ -2(2a + 3c) &= -2(256.95) \\ \hline 4a + 2c &= 325.94 \\ -4a - 6c &= -513.90 \\ \hline -4c &= -518.96 \\ \hline -4 & \quad -4 \\ \hline \boxed{c = 46.99} \end{aligned}$$

Determine the cost for a group of four that includes three children.

Score 4: The student found $c = 46.99$ correctly.

Question 37

37 At an amusement park, the cost for an adult admission is a , and for a child the cost is c . For a group of six that included two children, the cost was \$325.94. For a group of five that included three children, the cost was \$256.95. All ticket prices include tax.

Write a system of equations, in terms of a and c , that models this situation.

$$\begin{aligned} 4a + 2c &= 325.94 \\ 2a + 3c &= 256.95 \end{aligned}$$

Use your system of equations to determine the exact cost of each type of ticket algebraically.

$$\begin{aligned} 4a + 2c &= 325.94 \\ 2(2a + 3c) &= 2(256.95) \\ \hline 4a + 2c &= 325.94 \\ - 4a + 6c &= 513.90 \\ \hline 8c &= -187.96 \\ c &= 23.50 \end{aligned}$$

$$\begin{aligned} 2a + 3(23.50) &= 256.95 \\ 2a + 70.50 &= 256.95 \\ 2a &= 185.50 \\ a &= 92.75 \end{aligned}$$

Determine the cost for a group of four that includes three children.

$$\begin{aligned} 3c + 1a \\ 3(23.50) + 92.75 \\ 70.50 + 92.75 \\ 163.25 \end{aligned}$$

Score 3: The student wrote a correct system of equations and found an appropriate cost for a group of four based on incorrect values for a and c .

Question 37

37 At an amusement park, the cost for an adult admission is a , and for a child the cost is c . For a group of six that included two children, the cost was \$325.94. For a group of five that included three children, the cost was \$256.95. All ticket prices include tax.

Write a system of equations, in terms of a and c , that models this situation.

6

$$\begin{cases} 2A + 3C = 256.95 \\ 4A + 2C = 325.94 \end{cases}$$

Use your system of equations to determine the exact cost of each type of ticket algebraically.

$\frac{30}{30}$ 8.99 146.97

2	3
4	2

$$\begin{aligned} A &= 30 \\ C &= 8.99 \end{aligned}$$

Determine the cost for a group of four that includes three children.

$$4 \times 30 = 120 \rightarrow 146.97$$
$$8.99 \times 3 = 26.97$$

Score 2: The student wrote a correct system of equations.

Question 37

37 At an amusement park, the cost for an adult admission is a , and for a child the cost is c . For a group of six that included two children, the cost was \$325.94. For a group of five that included three children, the cost was \$256.95. All ticket prices include tax.

Write a system of equations, in terms of a and c , that models this situation.

Use your system of equations to determine the exact cost of each type of ticket algebraically.

$$a = 55.50 \quad c = 43.75$$

Determine the cost for a group of four that includes three children.

$$\begin{aligned} & a + 3c \\ & 55.50 + 3(43.75) \\ & 55.50 + 131.25 \\ & 186.75 \end{aligned}$$

Score 1: The student found an appropriate cost for the group of four based on values they wrote for both a and c .

Question 37

37 At an amusement park, the cost for an adult admission is a , and for a child the cost is c . For a group of six that included two children, the cost was \$325.94. For a group of five that included three children, the cost was \$256.95. All ticket prices include tax.

Write a system of equations, in terms of a and c , that models this situation.

$$6a + 2c = 325.94$$

$$5a + 3c = 256.95$$

Use your system of equations to determine the exact cost of each type of ticket algebraically.

$$\begin{array}{r} 5(6a + 2c = 325.94) \\ -6(5a + 3c = 256.95) \end{array}$$

$$\begin{array}{r} 30a + 10c = 1629.7 \\ -30a - 18c = -1541.7 \end{array}$$

$$8c = 3171.4$$

$$c = \frac{3171.4}{8}$$

$$5a + 3(396.425) = 256.9$$

$$\begin{array}{r} 5a + 1189.275 = 256.9 \\ -1189.275 \quad -1189.275 \end{array}$$

$$5a = 138.675$$

$$\frac{5a}{5} = \frac{138.675}{5}$$

$$a = 27.735$$

Determine the cost for a group of four that includes three children.

$$4a + 3c$$

Score 0: The student did not show enough correct work to receive any credit.