



New York State Testing Program

Mathematics Test Book 2

Grade **4**

May 5–7, 2010

Name _____



Developed and published by CTB/McGraw-Hill LLC, a subsidiary of The McGraw-Hill Companies, Inc., 20 Ryan Ranch Road, Monterey, California 93940-5703. Copyright © 2010 by the New York State Education Department. All rights reserved. No part of this publication may be reproduced or distributed in any form or by any means, or stored in a database or retrieval system, without the prior written permission of the New York State Education Department.

TIPS FOR TAKING THE TEST

Here are some suggestions to help you do your best:

- Be sure to read carefully all the directions in the test book.
- Read each question carefully and think about the answer before writing your response.
- Be sure to show your work when asked. You may receive partial credit if you have shown your work.



This picture means that you will use your ruler.

31

Lisa collects baseball cards. She has 4,381 baseball cards in her collection. She sells 1,427 of her baseball cards. How many baseball cards does Lisa have left?

Show your work.

Answer _____ baseball cards

Go On

The table below shows the number of concert tickets sold during two days.

CONCERT TICKETS SOLD

Day	Number of Tickets
Thursday	125
Friday	136

Write a number sentence that compares the number of tickets sold on Thursday with the number of tickets sold on Friday. Use $>$, $<$, or $=$ in the number sentence.

Number sentence _____

The statements below describe the number of tickets sold on Saturday.

Saturday's ticket sales $<$ 138.

Saturday's ticket sales $<$ Friday's ticket sales.

Saturday's ticket sales $>$ 134.

How many tickets sold on Saturday?

Answer _____ tickets

33

Thomas buys a skateboard that is 2 feet long. What is the length, in **inches**, of the skateboard?

Show your work.

Answer _____ inches

Go On

34

Melissa has a rope that is 84 feet long. She is cutting it into 7-foot pieces to make jump ropes. How many jump ropes can Melissa make?

Show your work.

Answer _____ jump ropes

35

A restaurant had a total of 28 customers sitting at 14 tables. The same number of customers was sitting at each table. Complete the number sentence below that can be used to find the number of customers sitting at each table.

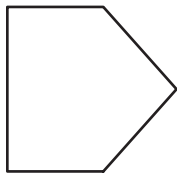
Number sentence $28 \div \underline{\hspace{2cm}} = \underline{\hspace{2cm}}$

Complete the number sentence below that can be used to **check** your work.

Number sentence $\underline{\hspace{2cm}} \times \underline{\hspace{2cm}} = 28$

Go On

36 Shelly drew the figure below.



Based on the number of sides, what is the name of the figure?

Answer _____

How many angles are in the figure Shelly drew?

Answer _____ angles

- 37** Milton takes \$400 on a shopping trip. He plans to spend $\frac{1}{5}$ of his money on DVDs. How much money will Milton spend on the DVDs?

Show your work.


Answer \$ _____
















Go On

38

Sharrline made the pictograph below to show the number of students from different grades who walk to school every day.

STUDENTS WALKING TO SCHOOL

KEY	
	= 4 students

Grade	Number of Students
1	 
2	   
3	  
4	     

Complete the **table** below to show the number of students in each grade who walk to school every day.

Be sure to

- title the table
- label the first column
- enter all the data

	Number of Students
1	6

How many **fewer** Grade 3 students walk to school than Grade 4 students?

Answer _____ students

Go On

Part A

Megan writes a number pattern. The rule is to subtract 3 from a number to get the next number. Complete Megan's pattern below by writing the missing numbers on the lines.

50, _____, 44, _____, 38, 35

Part B

Joseph writes the number pattern below.

100, 101, 96, 97, 92, 93, 88, 89, _____?

What is the **next** number in his pattern?

Answer _____

On the lines below, explain how you found the next number in Joseph's number pattern.

STOP

Place Student Label Here



Grade 4
Mathematics Test
Book 2
May 5–7, 2010

The McGraw-Hill Companies
