

New York State Testing Program **NYSESLAT**



Grades 1-2

TEST SAMPLER STUDENT BOOKLET

NAME _____

Speaking



DIRECTIONS 

I will say something to you. Listen and then answer.

1

What is the first thing you do when you get to school?

**DIRECTIONS**

Look at the picture. Listen to the first part of the sentence. Then finish the sentence. Use the picture to choose your words.

2

After Juan found a paintbrush . . .





DIRECTIONS

Look at the picture. Listen to the questions about the picture. Answer each question.

3

What is the girl doing?

What is she probably thinking?



**DIRECTIONS**

Look carefully at the chart. Answer the questions based on the information provided.

4




How do you know who read the **most** books?

Look at how many books Carlos read.

Look at how many books Sara read.

What do you notice?

Books Read

Carlos	
Sara	
Ana	




DIRECTIONS

Look at the three pictures. Tell a story about what you see in the pictures.

5


First
1



Next
2



Last
3



Listening



DIRECTIONS

Listen to the question. Then fill in the circle under the picture that answers the question.

1



(A)



(B)



(C)



Listening


DIRECTIONS

You will hear a story. Then you will hear a question about it. Fill in the circle under the picture that answers the question.


2



(A)



(B)



(C)

**DIRECTIONS**

You will hear a brief story or conversation. Then read the question and answers to yourself as I read them out loud. Fill in the circle next to the correct answer.

3

What should you do every night?

- Ⓐ Look at the moon
- Ⓑ Study the stars
- Ⓒ Compare your chart
- Ⓓ Circle the date

**CONTINUE
ON TO THE
NEXT PAGE**

**DIRECTIONS** 

You will hear a lesson. I will read the lesson twice. After you hear the lesson, you will answer several questions about it, so listen carefully.



Listening

4

According to the lesson, when are germs spread?

- Ⓐ When someone sneezes
- Ⓑ When someone sleeps
- Ⓒ When someone washes his hands
- Ⓓ When someone takes a bath

5

According to the lesson, what is the **best** way to keep bad germs out of your body?

- Ⓐ Play outside
- Ⓑ Touch your mouth
- Ⓒ Open doors
- Ⓓ Wash your hands

Reading



DIRECTIONS

Listen to the word. Fill in the circle under the letter or letters that make the sound in the word.

1

sl

(A)

sm

(B)

sn

(C)

2

a

(A)

e

(B)

u

(C)



3

mp

Ⓐ

ng

Ⓑ

nk

Ⓒ

**DIRECTIONS**

Read the question. Fill in the circle under the word that answers the question.

4

What is the man doing?



helping

Ⓐ

playing

Ⓑ

eating

Ⓒ




Reading

DIRECTIONS


Read the question. Fill in the circle under the picture that answers the question.

5

Which picture shows the animal with the longest neck?



A



B



C

**DIRECTIONS**

Read the story. Then read the question. Fill in the circle under the picture that answers the question.

6

Jan wrote a story about her new dog. Her teacher wants her to draw a picture to go with the story.

What will Jan use?



(A)



(B)




(C)



DIRECTIONS

Read the story, then answer the questions. Fill in the circle beside your answer.

The Journey of Apples



- 1 Do you like apples? It is easy to buy apples at the store. Do you know how apples get to the store?
- 2 Apples grow on trees. In the fall, the apples are ready to be picked. First, workers pick the apples and put them in big bags. Then they empty the bags into bins and load them onto trucks.
- 3 Trucks take the apples to a big building. Machines wash and clean them. Then workers pack the clean apples into boxes. Last, large trucks bring the apples to the store for you to buy.
- 4 Apples go a long way to get to you!



7

When do workers pick apples?

- Ⓐ In the fall
- Ⓑ In the winter
- Ⓒ In the spring
- Ⓓ In the summer

8

What does the word load mean in this story?

- Ⓐ Dry off
- Ⓑ Look at
- Ⓒ Put on
- Ⓓ Clean up

9

Where do trucks take the apples first?

- Ⓐ To a building to be cleaned
- Ⓑ To a farm to be grown
- Ⓒ To a home to be eaten
- Ⓓ To a store to be sold



DIRECTIONS

Read the question and answers. Fill in the circle next to the correct answer.

1

Which sentence is correct?

- Ⓐ Do you like math!
- Ⓑ Do you like math.
- Ⓒ Do you like math?

2

Which sentence is correct?


- Ⓐ I can running fast.
- Ⓑ I can run fast.
- Ⓒ I can runs fast.
- Ⓓ I can ran fast.



DIRECTIONS

Look at the picture. Listen to the word. Write the word on the line.

3





Writing

DIRECTIONS →

You will hear a sentence. Write the sentence on the lines.

4

Four sets of primary writing lines, each consisting of a solid top line, a dashed middle line, and a solid bottom line.

**DO
NOT
WRITE
ON
THIS
PAGE**




Writing

DIRECTIONS

Look at the picture. Write a story about the picture.
Write as much as you can. Check your work.

5





Writing

A large rectangular box containing ten sets of horizontal writing lines. Each set consists of a solid top line, a dashed middle line, and a solid bottom line, providing a guide for letter height and placement.



Writing

Handwriting practice area with 10 sets of lines. Each set consists of a solid top line, a dashed middle line, and a solid bottom line.



SCORE SHEET Grades 1–2

FOR TEACHER USE ONLY

Enter student's scores in the boxes below.

Speaking



Constructed Response

- 1. Score
- 2. Score
- 3. Score
- 4. Score
- 5. Score

Listening



Multiple Choice

Score / 5

Reading



Multiple Choice

Score / 9

Writing



Multiple Choice

Score / 2

Constructed Response

- 3. Score
- 4. Score
- 5. Score

Copyright © 2013 by the New York State Education Department. Permission is hereby granted for school administrators and educators to reproduce these materials, located online at <http://www.p12.nysed.gov/assessment>, in the quantities necessary for their school's use, but not for sale, provided copyright notices are retained as they appear in these publications. This permission does not apply to distribution of these materials, electronically or by other means, other than for school use. Questar Assessment, Inc. and the Questar Assessment, Inc. logo are trademarks, in the U.S. and/or other countries, of Questar Assessment, Inc. or its affiliate(s). Printed in the United States of America.

