

New York State Testing Program

NYSESLAT



Grades 3-4

TEST SAMPLER

STUDENT BOOKLET

NAME _____

Speaking



DIRECTIONS

I will say something to you. Listen and then answer.

1


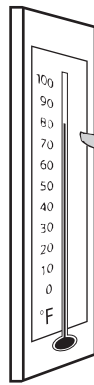
What do you like about learning math?

**DIRECTIONS**

Look at the words above the picture, and read them silently as I read them out loud. Then look at the picture and finish the sentence. Use the picture to choose your words.

2

The teacher asked Bao what the temperature was,
so . . .





DIRECTIONS

Look at the picture. Listen to the question about the picture. Then answer the question. Be sure to answer both parts of the question.

3

What are the children doing, and what are they probably thinking?



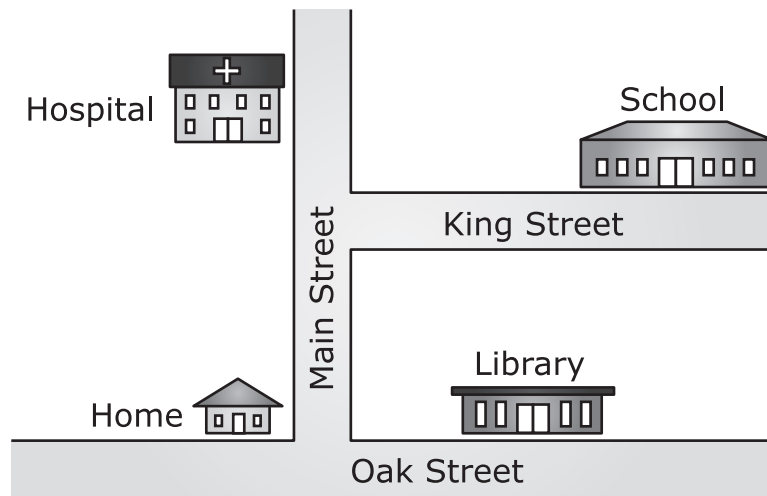
**DIRECTIONS**

Look carefully at the map. Answer the questions based on the information provided.

4

What does the map show?

Based on the map, explain how to get from the home to the school.






DIRECTIONS

Look at the three pictures. Tell a story about what you see in the pictures.

5

**First
1**



**Next
2**



**Last
3**



Listening




DIRECTIONS

Listen to the question. Find the picture that answers the question. Fill in the correct circle on your answer sheet.


1



A



B



C



Listening

DIRECTIONS

You will hear a brief story or conversation. Then you will hear a question. Find the picture that answers the question. Fill in the correct circle on your answer sheet.

2



A



B



C

**DIRECTIONS**

You will hear a brief story or conversation. Then read the question and answers silently as I read them out loud. Fill in the correct circle on your answer sheet.

3

Where should you stand?

- A** In front of the class
- B** Beside your desk
- C** In a circle
- D** By the door

**CONTINUE
ON TO THE
NEXT PAGE**



DIRECTIONS

You will hear a lesson. I will read the lesson twice. After you hear the lesson, you will answer several questions about it, so listen carefully.

NOTES



Listening

4

What is this lesson mainly about?

- A** Writing letters long ago
- B** Delivering the mail long ago
- C** Sending e-mail long ago
- D** Riding horses long ago

5

What ended the Pony Express?

- A** Tired horses and riders
- B** Danger along the trail
- C** Telegraph wires
- D** The invention of computers

Reading




DIRECTIONS

Choose the word that answers the question. Fill in the correct circle on your answer sheet.

1

Which word tells what is in the picture?



smoke

A

snake

B

soap

C



Reading

DIRECTIONS

Choose the picture that answers the question. Fill in the correct circle on your answer sheet.

2

Which picture shows someone receiving a note?



A



B



C



DIRECTIONS

Read the story. Then choose the picture that answers the question. Fill in the correct circle on your answer sheet.

3

Luis was playing checkers with his grandfather. After they played three games, it was time for lunch. Which picture shows what will probably happen next?



A



B



C



DIRECTIONS

Read the passage. Then answer the questions. Fill in the correct circle on your answer sheet.

The Bronx Zoo

1 The Bronx Zoo is one of the oldest zoos in the United States. The zoo opened over a hundred years ago with 843 animals. Today, more than 4,000 animals live there.

2 The Bronx Zoo has always worked to protect animals that are endangered. When the zoo opened, only about a thousand bison were alive in the United States. The Bronx Zoo put some of these big animals in the zoo. Over the years, more bison were born at the zoo. Later, they were released to live on protected lands around the country. The zoo was also one of the first places to have snow leopards. Snow leopards are endangered animals, but many new cubs have been born at the Bronx Zoo.

3 In the 1940s, the zoo began to move animals out of their cages and into more natural habitats. The first habitat to open was called Lion Island. The lions' new area looked more like their natural home. More habitats were added later. In 1999, the zoo opened the Congo Gorilla Forest. More than 20 gorillas live there. A few years later, Tiger Mountain opened. People could now look a tiger right in the eye. (Don't worry! The tigers are behind very thick glass.)



4 Every year, the Bronx Zoo continues to help endangered animals from all over the world. The zoo may be old, but it still has many new ideas.

**4**

In this passage, what is the meaning of the word released?

- A** Freed
- B** Sold
- C** Carried
- D** Opened

5

According to the passage, why do snow leopards need protection?

- A** Snow leopards are so small and helpless.
- B** Some snow leopard cubs are born in zoos.
- C** Only a small number of snow leopards are alive worldwide.
- D** Snow leopards can only live in cold places.

6

In what way is the Bronx Zoo still the same as when it opened?

- A** It still helps endangered animals.
- B** It still keeps big animals in cages.
- C** It still has the same number of animals.
- D** It still puts many animals in natural areas.



DIRECTIONS

Read the question and four answers. Fill in the correct circle on your answer sheet.

1

Which sentence is correct?

- A** It is the more tall mountain in the state.
- B** It is the most tallest mountain in the state.
- C** It is the tallest mountain in the state.
- D** It is the most tall mountain in the state.

2

Which sentence is correct?

- A** The teacher explained the homework to they.
- B** The teacher explained the homework to us.
- C** The teacher explained the homework to I.
- D** The teacher explained the homework to we.

**DIRECTIONS**

Read the sentence and look at the underlined part. There may be a mistake. If you find a mistake, choose the correct answer. If there is no mistake, choose *Correct as is*. Fill in the correct circle on your answer sheet.

3

Victor likes to jump rope.

Which answer is correct?

- A** like jump
- B** likes to jumping
- C** he like jump
- D** Correct as is

4

I felt proud when I knored the answer to the question.

Which answer is correct?

- A** knows
- B** knew
- C** knored
- D** Correct as is



DIRECTIONS

Write a paragraph that describes what is happening in the picture. Include as many details as you can. Someone who reads your paragraph should be able to imagine the entire scene.

Before you start writing, look at the picture carefully and think about the following:

- What is happening in the picture?
- What is the animal doing?
- What is the weather like?

5





Writing

DIRECTIONS

Look at the diagram. It shows six different areas at a children’s museum. Imagine that your class is planning a field trip to this museum. Your teacher wants you to choose two areas to visit.

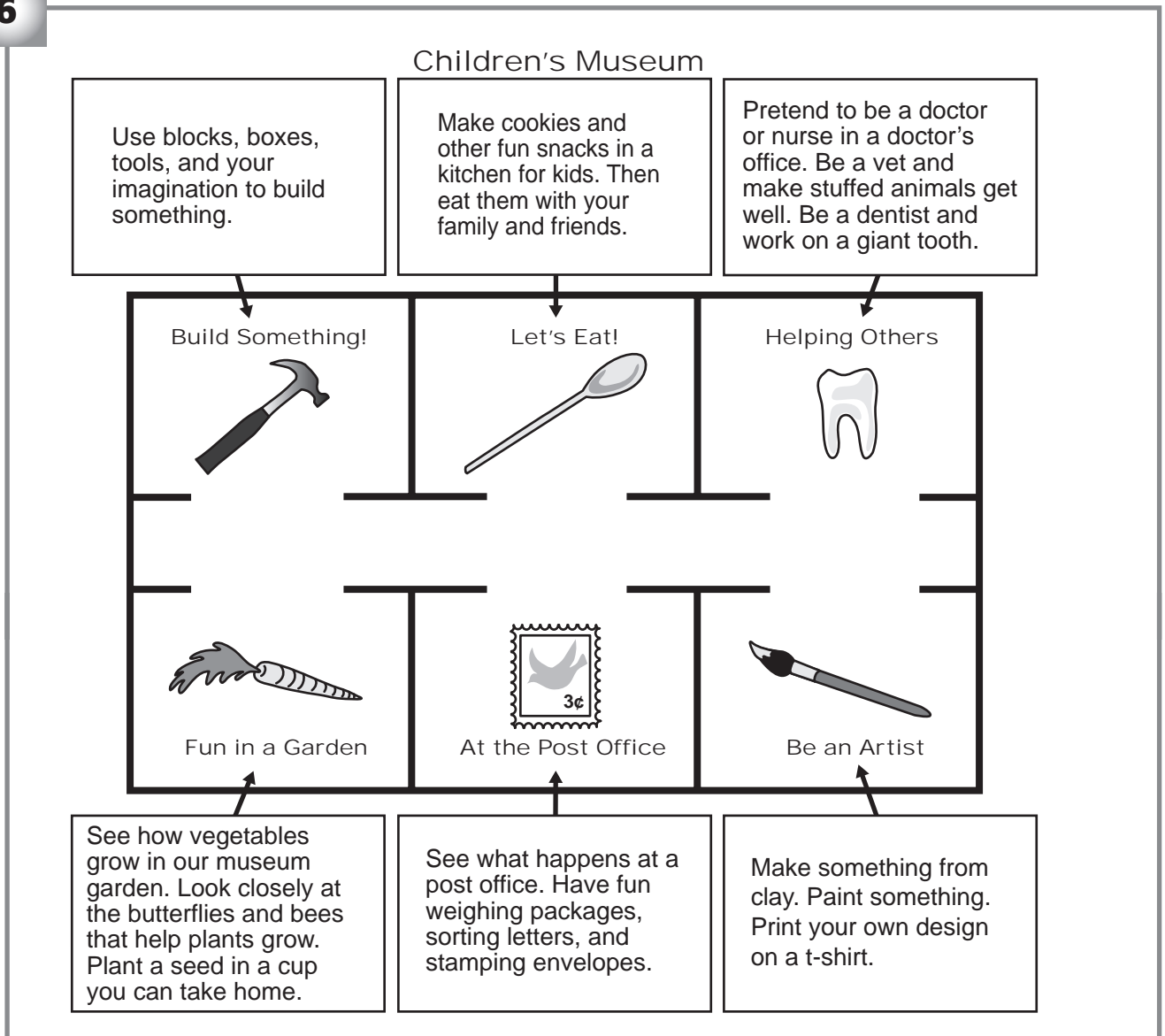
In your own words, write a well-organized essay about which **two** areas you would like to visit. Tell why you want to visit them.

In your essay, remember to:

- Include an introduction, body, and conclusion.
- Use information from the diagram.
- Include details, examples, or reasons.
- Use your own words.

You may also include other information that you know about this topic.

6





Planning Page

You may PLAN your writing for question 6 here if you wish, but do NOT write your final answer on this page. Your writing on this Planning Page will NOT be scored. Write your final answer on pages 24 and 25.



A large rectangular box containing 25 horizontal lines, intended for writing.

**DO
NOT
WRITE
ON
THIS
PAGE**



ANSWER SHEET Grades 3–4

Listening



- 1. (A) (B) (C)
- 2. (A) (B) (C)
- 3. (A) (B) (C) (D)
- 4. (A) (B) (C) (D)
- 5. (A) (B) (C) (D)

Reading



- 1. (A) (B) (C)
- 2. (A) (B) (C)
- 3. (A) (B) (C)
- 4. (A) (B) (C) (D)
- 5. (A) (B) (C) (D)
- 6. (A) (B) (C) (D)

Writing



- 1. (A) (B) (C) (D)
- 2. (A) (B) (C) (D)
- 3. (A) (B) (C) (D)
- 4. (A) (B) (C) (D)

**DO
NOT
WRITE
ON
THIS
PAGE**



SCORE SHEET Grades 3–4

FOR TEACHER USE ONLY

Enter student's scores in the boxes below.

Speaking



Constructed Response

- 1. Score
- 2. Score
- 3. Score
- 4. Score
- 5. Score

Listening



Multiple Choice

Score / 5

Reading



Multiple Choice

Score / 6

Writing



Multiple Choice

Score / 4

Constructed Response

- 5. Score
- 6. Score

Copyright © 2013 by the New York State Education Department. Permission is hereby granted for school administrators and educators to reproduce these materials, located online at <http://www.p12.nysed.gov/assessment>, in the quantities necessary for their school's use, but not for sale, provided copyright notices are retained as they appear in these publications. This permission does not apply to distribution of these materials, electronically or by other means, other than for school use. Questar Assessment, Inc. and the Questar Assessment, Inc. logo are trademarks, in the U.S. and/or other countries, of Questar Assessment, Inc. or its affiliate(s). Printed in the United States of America.

