

New York State Testing Program

NYSESLAT



Grade K

TEST SAMPLER

STUDENT BOOKLET

NAME _____

Question 1 does not appear in this booklet because there are no visual prompts for that question.



DIRECTIONS

Look at the picture. Listen to the first part of the sentence. Then finish the sentence. Use the picture to choose your words.

2

When Ivan needs help . . .





DIRECTIONS

Look at the picture. Listen to the questions about the picture. Answer each question.

3

What is happening in the picture?
What do you think might happen next?





DIRECTIONS


Look at the three pictures. Tell a story about what you see in the pictures.

4


First
1



Next
2



Last
3




Listening



DIRECTIONS

Listen to the question. Then circle the picture that answers the question.

1



(A)



(B)



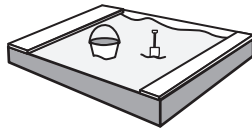
(C)

**DIRECTIONS**

You will hear a story. Then you will hear a question about it. Circle the picture that answers the question.

2

A



B



C

Reading



DIRECTIONS

Listen to the word. Circle the letter that makes the first sound in the word.

1

f

(A)

j

(B)

k

(C)

DIRECTIONS

Listen to the word. Circle the letter that makes the middle sound in the word.

2

a

(A)

e

(B)

i

(C)

**DIRECTIONS**

Listen to the word. Circle the letter that makes the last sound in the word.

3**d**

Ⓐ

p

Ⓑ

t

Ⓒ



DIRECTIONS

Listen to the word. Circle the word that rhymes.

4

like

Ⓐ

book

Ⓑ

bake

Ⓒ

**DIRECTIONS**

Look at the picture. Circle the word that goes with the picture.

5

ax

Ⓐ

box

Ⓑ

mix

Ⓒ



Reading

DIRECTIONS → Read the sentence. Circle the picture that goes with the sentence.

6

The boy ties his shoes.



A



B



C

Writing



DIRECTIONS

You will hear a letter of the alphabet. Write the letter on the line.

1




Writing

DIRECTIONS

Look at the picture. Listen to the word. Write the word on the line.

2





DIRECTIONS

You will hear a sentence. Write the sentence on the lines.

3

Handwriting practice lines consisting of two sets of three lines each. Each set includes a solid top line, a dashed middle line, and a solid bottom line.

**DO
NOT
WRITE
ON
THIS
PAGE**



SCORE SHEET Grade K

FOR TEACHER USE ONLY

Enter student's scores in the boxes below.

Speaking



Constructed Response

1. Score
2. Score
3. Score
4. Score

Listening



Multiple Choice

Score / 2

Reading



Multiple Choice

Score / 6

Writing



Constructed Response

1. Score
2. Score
3. Score

Copyright © 2013 by the New York State Education Department. Permission is hereby granted for school administrators and educators to reproduce these materials, located online at <http://www.p12.nysed.gov/assessment>, in the quantities necessary for their school's use, but not for sale, provided copyright notices are retained as they appear in these publications. This permission does not apply to distribution of these materials, electronically or by other means, other than for school use. Questar Assessment, Inc. and the Questar Assessment, Inc. logo are trademarks, in the U.S. and/or other countries, of Questar Assessment, Inc. or its affiliate(s). Printed in the United States of America.

