





## Detailed Directions for Rating Part II of the Written Test

This guide contains detailed directions and criteria for scoring student responses to the questions in Part II of the written test. Raters should become familiar with the detailed directions and scoring criteria before beginning to score the student responses.

In rating the student responses, follow the procedure outlined below.

1. Familiarize yourself with the system your school is using for processing the answer papers and recording the test scores. For example, scores may be transferred to each student's scannable answer sheet or to the Class Record Sheet.
2. Have a test booklet on hand. Read each Part II question carefully. Note exactly what is required.
3. Carefully read the criteria provided in this guide for scoring each question. Look at the acceptable responses for each point value.
4. For most questions, examples of acceptable responses are provided. Acceptable responses include, but are not limited to, the examples given. Other responses that convey the same general meaning as those given in this guide should also receive credit. Raters must use their judgment to decide if the student's answer meets the criteria. You may find it helpful to discuss questionable student responses with other raters.
5. Discuss with other raters the requirements of each question and the scoring criteria. When you are certain that you clearly understand the requirements and criteria, you are ready to begin scoring the student responses.
6. It is recommended that you score all the student responses to one question before proceeding to the next question. This method helps ensure that the scoring criteria are applied consistently.
7. Students should *not* lose credit for incorrect spelling, grammar, capitalization, or punctuation.
8. In responses to questions where a specific number of answers are required (e.g., identify three materials, give two examples), if the student provides more than the required number of answers, score only the required number, in the order in which they appear.
9. Record the number of credits you allow for each question in the table provided on the back cover of the test booklet. The maximum number of credits for each question appears in the table.

10. When you have finished scoring all the Part II questions, add the credits allowed for each question to obtain the total raw score for Part II.
11. The total raw score for Part II can be transferred to the student's scannable answer sheet. Check to be certain that the student name on the test booklet matches the name on the answer sheet. Scores may also be transferred to the Class Record Sheet if your school uses it.
12. Add the student's raw score for Part II to the raw score for Part I to determine the student's total raw score for the written test. Use the conversion chart to convert the written and performance test raw scores to a final score for the student. This chart will be provided on the Department's web site <http://www.emsc.nysed.gov/osa/>.

### **Online Submission of Teacher Evaluations of the Test to the Department**

Suggestions and feedback from teachers provide an important contribution to the test development process. The Department provides an online evaluation form for State assessments. It contains spaces for teachers to respond to several specific questions and to make suggestions. Instructions for completing the evaluation form are as follows:

1. Go to [www.emsc.nysed.gov/osa/exameval](http://www.emsc.nysed.gov/osa/exameval).
2. Select the test title.
3. Complete the required demographic fields.
4. Complete each evaluation question and provide comments in the space provided.
5. Click the SUBMIT button at the bottom of the page to submit the completed form.

**46** [1] Allow 1 credit. Acceptable responses include, but are not limited to:

- sexual reproduction
- fertilization
- reproduction
- laying eggs
- mating

**47** [1] Allow 1 credit. Acceptable responses include, but are not limited to:

- competition
- disease
- extreme change in temperature
- They could not get enough food.
- They have reached their life span.
- ran out of food or water

*Unacceptable* responses include:

There was not enough air/oxygen for the flies. (This is addressed in the description of the experiment.)

**48** [1] Allow 1 credit for fertilization.

**49** [1] Allow 1 credit. Acceptable responses include, but are not limited to:

- cell division
- mitosis
- growth
- cleavage

*Unacceptable* responses include:

asexual reproduction (Asexual reproduction results in the production of a new organism. The diagram shows only new *cells* being reproduced.)

50 [1] Allow 1 credit if all four percentages are correct.

**Example of a 1-credit response:**

Group A 50%  
Group AB 25%  
Group B 25%  
Group O 0%

51 [1] Allow 1 credit for correctly completing the Punnett square as shown below. All four boxes must be correct to receive this credit.

**Example of a 1-credit response:**

	<i>A</i>	<i>B</i>
<i>A</i>	<i>AA</i>	<i>AB</i>
<i>B</i>	<i>AB</i>	<i>BB</i>

**Note:** The order of the letters in each box does not matter, for example, *AB* is the same as *BA*.

52 [1] Allow 1 credit for nucleus.

53 [1] Allow 1 credit for *two* acceptable responses. Acceptable responses include, but are not limited to:

- cell wall
- chloroplast
- large vacuole

**54** [1] Allow 1 credit for photosynthesis.

**55** [1] Allow 1 credit. Acceptable responses include, but are not limited to:

- sunlight
- light
- light energy
- radiant energy
- solar energy

**56** [1] Allow 1 credit. Acceptable responses include, but are not limited to:

- food
- Animals eat plants.
- shelter

**57** [1] Allow 1 credit. Acceptable responses include, but are not limited to:

- clean
- renewable
- does not contribute to air pollution
- does not produce greenhouse gases/CO<sub>2</sub>
- does not cause global warming
- helps save fossil fuels
- helps conserve fossil fuels

**58** [1] Allow 1 credit. Acceptable responses include, but are not limited to:

- not always reliable
- depends on the weather
- wind not constant
- not possible in all locations
- noise pollution/noisy
- visual impact
- requires extensive land use
- animals can get caught in them
- need a lot of them to get power

**59** [1] Allow 1 credit. Acceptable responses include, but are not limited to:

- rotation
- spinning on its axis
- spinning

**60** [1] Allow 1 credit. Acceptable responses include, but are not limited to:

- any value from 27 to 31 days
- 1 month

**61** [1] Allow 1 credit for gravity *or* centripetal force.

*Unacceptable* responses include:

centrifugal force  
inertia

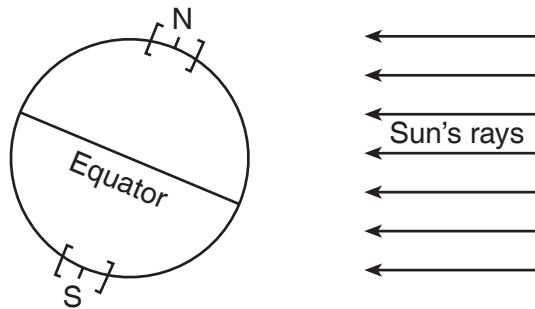
**62** [1] Allow 1 credit. Acceptable responses include, but are not limited to:

- tides
- eclipse
- same side of the Moon always faces Earth

*Unacceptable* responses include, but are not limited to:

gives light at night  
lights up sky at night

63 [1] Allow 1 credit for drawing and labeling the positions of the North and South Poles somewhere within the bracketed area shown below.

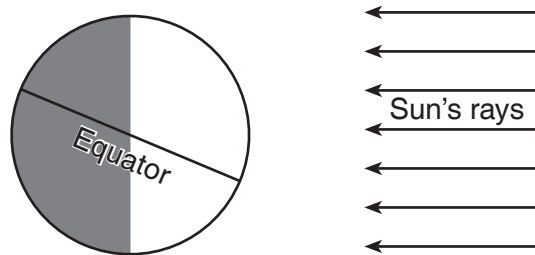


June 21

**Note:** Students must show the pole positions in addition to correctly labeling the poles. Raters might find it helpful to create a transparent overlay to use when rating questions 63 and 64.

64 [1] Allow 1 credit for shading in the half of Earth away from the Sun.

**Example of a 1-credit response:**



June 21

**Note:** Do *not* allow credit for shading based on the position of the poles.

**65** [1] Allow 1 credit. Acceptable responses include, but are not limited to:

- igneous rock
- volcanic rock
- granite

**66** [1] Allow 1 credit for *two* processes. Acceptable responses include, but are not limited to:

- deposition
- deposition of sediments
- burial
- compaction
- cementation
- weathering
- erosion
- uplift

**67** [1] Allow 1 credit. Acceptable responses include, but are not limited to:

- theory of plate tectonics
- tectonic plates
- convection cells
- seafloor spreading

*Unacceptable* responses include:

crustal plate movement (This information is given in the introduction to the question.)

**68** [1] Allow 1 credit. Acceptable responses include, but are not limited to:

- volcanic activity/eruption
- volcano formation
- earthquake
- tsunami
- faulting/folding
- mountain building
- subduction
- trench formation
- landslide

**Note:** Allow credit for an event, such as a volcanic eruption, *not* for a feature, such as a volcano.

**69** [1] Allow 1 credit. Acceptable responses include, but are not limited to:

- The circuit is open.
- Circuit is not closed.
- The path is not complete.
- The switch is open.





75 [2] Allow a maximum of 2 credits, allocated as follows:

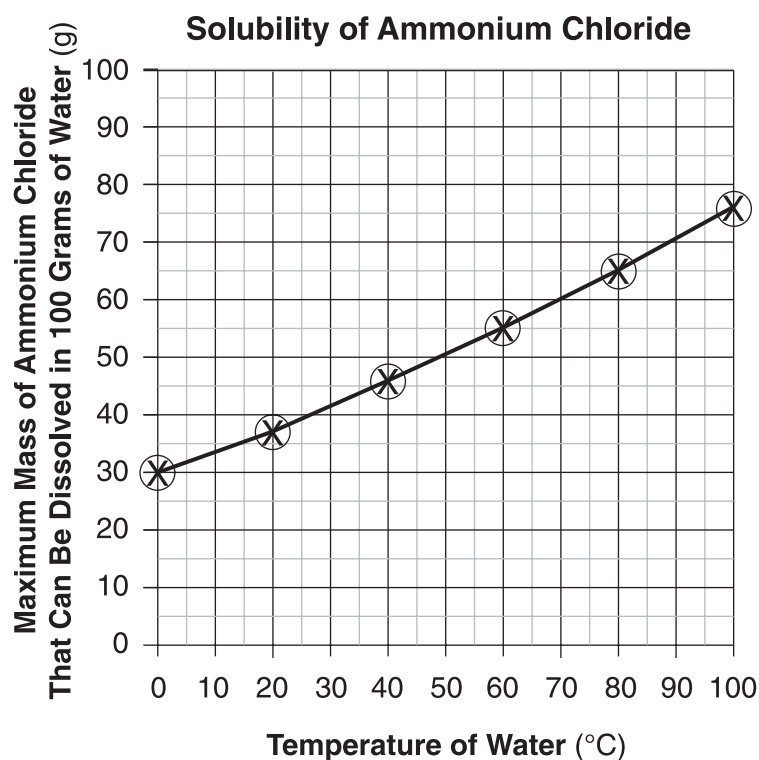
Allow 2 credits if all six **X**s are correctly plotted within the circles shown and correctly connected with a line that passes through the circles.

Allow 1 credit if only four or five **X**s are correctly plotted within the circles shown and correctly connected with a line that passes through the circles.

*or*

Allow 1 credit if all six **X**s are correctly plotted but *not* connected with a line that passes through the circles.

**Example of a 2-credit response:**



**Note:** Allow credit if a symbol other than an **X** is used to plot the points.  
Raters might find it helpful to create a transparent overlay to use when rating this graph.

**76** [1] Allow 1 credit for 60 grams  $\pm$  2 grams *or* an acceptable response based on the student's graph for question 75.

**77** [1] Allow 1 credit. Acceptable responses include, but are not limited to:

- The higher the temperature, the more grams of ammonium chloride dissolve.
- As the temperature increases, the solubility increases.
- There is a direct relationship between temperature and the amount of ammonium chloride that will dissolve.
- a direct relationship

**Note:** Do *not* allow credit for the answer “temperature affects solubility.”

**78** [2] Allow a maximum of 2 credits, 1 credit for each acceptable response. Acceptable responses include, but are not limited to:

- using the same ball
- the ball being thrown by the same person
- the ball being thrown from the same distance
- the ball being thrown underhand or overhand
- use same hand first for all students
- the force used to throw the ball
- number of tries (20)
- all students should be the same sex
- all five students were right-handed

79 [1] Allow 1 credit if all four forms of energy are listed in the correct order from longest to shortest, as shown below.

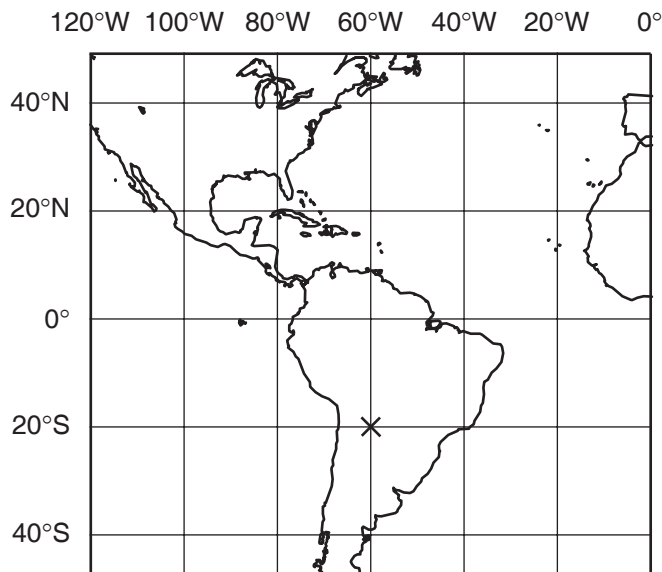
Wavelength	Form of Electromagnetic Energy
Longest Wavelength ↓ Shortest Wavelength	microwaves
	visible light
	ultraviolet light
	x rays

80 [1] Allow 1 credit if all four forms of energy are matched to the correct fact, as shown below.

Facts About Forms of Electromagnetic Energy	Form of Electromagnetic Energy
may cause sunburn	ultraviolet light
used to detect broken bones	x rays
made up of various colors	visible light
used for cooking food	microwaves

81 [1] Allow 1 credit for placing an **X** at 20° S 60° W.

**Example of a 1-credit response:**



## Appendix A

### New York State Grade 8 Intermediate-Level Science Test Spring 2008

#### Performance Levels Chart

The chart on the next page defines the four performance levels for this test. The state-designated level of performance for this test is a final score of 65 or higher (level 3 and 4). Students scoring below 65 (levels 1 and 2) must be provided with academic intervention services according to section 100.2(ee)(i) of the Regulations of the Commissioner of Education. The chart provides the score intervals and a brief description of student abilities at each level.

The conversion chart will be posted on the Department's website at <http://www.emsc.nysed.gov/osa/>.

**Note:** Conversion charts provided for previous administrations of this test must not be used to determine students' final scores for the 2008 administration.

**Performance Levels**  
**Grade 8 Intermediate-Level Science Test**

Level	Score Range	Description of Student Performance
4	85 – 100	<p><b>Meeting the Standards with Distinction</b></p> <ul style="list-style-type: none"> <li>• Student demonstrates superior understanding of the intermediate-level science content and concepts for each of the learning standards and key ideas assessed.</li> <li>• Student demonstrates superior intermediate-level science skills related to each of the learning standards and key ideas assessed.</li> <li>• Student demonstrates superior understanding of the intermediate-level science content, concepts, and skills required for a secondary academic environment.</li> </ul>
3	65 – 84	<p><b>Meeting the Standards</b></p> <ul style="list-style-type: none"> <li>• Student demonstrates understanding of the intermediate-level science content and concepts for each of the learning standards and key ideas assessed.</li> <li>• Student demonstrates the science skills required for intermediate-level achievement in each of the learning standards and key ideas assessed.</li> <li>• Student demonstrates understanding of the intermediate-level science content, concepts, and skills required for a secondary academic environment.</li> </ul>
2	44 – 64	<p><b>Not Fully Meeting the Standards</b></p> <ul style="list-style-type: none"> <li>• Student demonstrates only minimal proficiency in intermediate-level science content and concepts in most of learning standards and key ideas assessed.</li> <li>• Student demonstrates only minimal proficiency in the skills required for intermediate-level achievement in most of the learning standards and key ideas assessed.</li> <li>• Student demonstrates marginal understanding of the science content, concepts, and skills required for a secondary academic environment.</li> </ul>
1	0 – 43	<p><b>Not Meeting the Standards</b></p> <ul style="list-style-type: none"> <li>• Student is <i>unable</i> to demonstrate understanding of the intermediate-level science content and concepts in most of the learning standards and key ideas assessed.</li> <li>• Student is <i>unable</i> to demonstrate the science skills required for intermediate-level achievement in most of the learning standards and key ideas assessed.</li> <li>• Student is <i>unable</i> to demonstrate evidence of the basic science knowledge and skills required for a secondary academic environment.</li> </ul>

## Appendix B

### Item Maps

#### New York State Grade 8 Intermediate-Level Science Test Spring 2008 Written Test Performance Test Form A

Item maps contained in this appendix:

- Reference to *Intermediate-Level Science Core Curriculum Grades 5-8* — Spring 2008 Written Test and Performance Test, Form A
- Reference to Process Skills Based on Standard 4 — Spring 2008 Written Test and Performance Test, Form A
- Reference to Core Curriculum for Individual Test Questions — Spring 2008 Written Test
- Reference to Core Curriculum for Individual Test Questions — Performance Test, Form A

**Note:** Core curriculum is based on *NYS Learning Standards for Mathematics, Science and Technology*.

<i>NYS Learning Standards for Mathematics, Science, and Technology</i> Standard/Area	<i>Reference to Intermediate-Level Science Core Curriculum</i> Key Idea or Performance Indicator	Performance Test Form A Question Number			Spring 2008 Written Test Question Number
		Station 1	Station 2	Station 3	
<b>Standard 1 Scientific Inquiry Key Idea 1</b> The central purpose of scientific inquiry is to develop explanations of natural phenomena in a continuing, creative process.	<b>1.1</b> Formulate questions independently with the aid of references appropriate for guiding the search for explanations of everyday observations.	2 3			19, 27, 77, 79, 80
	<b>1.2</b> Construct explanations independently for natural phenomena, especially by proposing preliminary visual models of phenomena.		8	4	46, 63, 64
	<b>1.3</b> Represent, present, and defend their proposed explanations of everyday observations so that they can be understood and assessed by others.		7 8	5 6	
	<b>1.4</b> Seek to clarify, to assess critically, and to reconcile with their own thinking the ideas presented by others, including peers, teachers, authors, and scientists.		7		
<b>Standard 1 Scientific Inquiry Key Idea 2</b> Beyond the use of reasoning and consensus, scientific inquiry involves the testing of proposed explanations involving the use of conventional techniques and procedures and usually requiring considerable ingenuity.	<b>2.1</b> Use conventional techniques and those of their own design to make further observations and refine their explanations, guided by a need for more information.	3 4 5 6		1 2	76
	<b>2.2</b> Develop, present, and defend formal research proposals for testing their own explanations of common phenomena, including ways of obtaining needed observations and ways of conducting simple controlled experiments.	2 3 4			70, 78
	<b>2.3</b> Carry out their research proposals, recording observations and measurements (e.g., lab notes, audiotape, computer disk, videotape) to help assess the explanation.	1 3 4	1 2 3	1 2 4	
<b>Standard 1 Scientific Inquiry Key Idea 3</b> The observations made while testing proposed explanations, when analyzed using conventional and invented methods, provide new insights into phenomena.	<b>3.1</b> Design charts, tables, graphs and other representations of observations in conventional and creative ways to help them address their research question or hypothesis.	1 3 5	2 8		75
	<b>3.2</b> Interpret the organized data to answer the research question or hypothesis and to gain insight into the problem.	1	4 5 6	4, 5, 6, 7	35, 44, 47, 71, 76
	<b>3.3</b> Modify their personal understanding of phenomena based on evaluation of their hypothesis.			5	
<b>Standard 1 Mathematical Analysis</b>	<b>1</b> Abstraction and symbolic representation are used to communicate mathematically.		3 8		
	<b>2</b> Deductive and inductive reasoning are used to reach mathematical conclusions.		4, 5, 6, 7		
	<b>3</b> Critical thinking skills are used in the solution of mathematical problems.				

<i>NYS Learning Standards for Mathematics, Science, and Technology</i> Standard/Area	<i>Reference to Intermediate-Level Science Core Curriculum</i> Key Idea or Performance Indicator	Performance Test Form A Question Number			Spring 2008 Written Test Question Number
		Station 1	Station 2	Station 3	
<b>Standard 1 Engineering Design</b>	<b>T 1.1 – T 1.5</b> Engineering design is an iterative process involving modeling and optimization to develop technological solutions to problems within given constraints.				
<b>Standard 2 Information Systems</b>	<b>1.1 – 1.5</b> Information technology is used to retrieve, process, and communicate information as a tool to enhance learning.				
	<b>2.1 – 2.3</b> Knowledge of the impacts and limitations of information systems is essential to its effectiveness and ethical use.				
	<b>3.1 – 3.3</b> Information technology can have positive and negative impacts on society, depending upon how it is used.				
<b>Standard 4 Physical Setting</b>	<b>1</b> Earth and celestial phenomena can be described by principles of relative motion and perspective.				45, 59, 60, 61, 62, 63, 64, 81
	<b>2</b> Many of the phenomena that we observe on Earth involve interactions among components of air, water, and land.				24, 25, 26, 28, 29, 30, 32, 65, 66, 67, 68
	<b>3</b> Matter is made up of particles whose properties determine the observable characteristics of matter and its reactivity.				31, 33, 35, 37, 40, 70, 71, 72, 74, 75, 76, 77
	<b>4</b> Energy exists in many forms, and when these forms change energy is conserved.				34, 35, 36, 38, 39, 57, 58, 69, 73, 74, 79, 80
	<b>5</b> Energy and matter interact through forces that result in changes in motion.				27, 41, 42, 43, 61
<b>Standard 4 Living Environment</b>	<b>1</b> Living things are both similar to and different from each other and from nonliving things.				1, 2, 3, 4, 6, 18, 19, 20, 52, 53
	<b>2</b> Organisms inherit genetic information in a variety of ways that result in continuity of structure and function between parents and offspring.				5, 8, 50, 51
	<b>3</b> Individual organisms and species change over time.				10, 17
	<b>4</b> The continuity of life is sustained through reproduction and development.				13, 15, 21, 44, 46, 48, 49
	<b>5</b> Organisms maintain a dynamic equilibrium that sustains life.				7, 11, 14, 16, 22
	<b>6</b> Plants and animals depend on each other and their physical environment.				14, 23, 54, 55, 56
	<b>7</b> Human decisions and activities have had a profound impact on the physical and living environment.				9, 12, 47, 57, 58

<i>NYS Learning Standards for Mathematics, Science, and Technology</i> Standard/Area	<i>Reference to Intermediate-Level Science Core Curriculum</i> Key Idea or Performance Indicator	Performance Test Form A Question Number			Spring 2008 Written Test Question Number
		Station 1	Station 2	Station 3	
<b>Standard 6 Interconnectedness: Common Themes</b>	Students will understand the relationships and common themes that connect mathematics, science, and technology and apply the themes to these and other areas of learning.				
<b>Standard 6 Systems Thinking</b>	<b>1.1 – 1.4</b> Through systems thinking, people can recognize the commonalities that exist among all systems and how parts of a system interrelate and combine to perform specific functions				
<b>Standard 6 Models</b>	<b>2.1 – 2.3</b> Models are simplified representations of objects, structures, or systems used in analysis, explanation, interpretation, or design.	1, 2, 3, 4	3, 8	4	1, 3, 6, 8, 13, 20, 21, 22, 23, 31, 38, 39, 40, 41, 43, 48, 49, 50, 51, 52, 53, 54, 55, 56, 59, 63, 64, 65, 66, 67, 68, 69, 71, 73, 74, 81
<b>Standard 6 Magnitude and Scale</b>	<b>3.1 – 3.2</b> The grouping of magnitudes of size, time, frequency, and pressures or other units of measurement into a series of relative order provides a useful way to deal with the immense range and the changes in scale that affect the behavior and design of systems.				
<b>Standard 6 Equilibrium and Stability</b>	<b>4.1 – 4.2</b> Equilibrium is a state of stability due either to a lack of change (static equilibrium) or a balance between opposing forces (dynamic equilibrium).				
<b>Standard 6 Patterns of Change</b>	<b>5.1 – 5.2</b> Identifying patterns of change is necessary for making predictions about future behavior and conditions.		3, 4, 5, 6, 7	6	45
<b>Standard 6 Optimization</b>	<b>6.1 – 6.2</b> In order to arrive at the best solution that meets criteria within constraints, it is often necessary to make trade-offs.				57, 58
<b>Standard 7 Interdisciplinary Problem Solving</b>	<b>1 Connections</b> The knowledge and skills of mathematics, science, and technology are used together to make informed decisions and solve problems, especially those related to issues of science/technology/society, consumer decision making, design, and inquiry into phenomena.				
	<b>2 Strategies</b> Solving interdisciplinary problems involves a variety of skills and strategies, including effective work habits; gathering and processing information; generating and analyzing ideas; realizing ideas; making connections among the common themes of mathematics, science, and technology; and presenting results.				

**Intermediate-Level Science Core Curriculum Grades 5-8  
Process Skills Based On Standard 4**

	Process Skills	Performance Test Form A Question Number			Spring 2008 Written Test Question Number
		Station 1	Station 2	Station 3	
General Skills	1. follow safety procedures in the classroom and laboratory				
	2. safely and accurately use the following measurement tools: metric ruler, balance, stopwatch, graduated cylinder, thermometer, spring scale, voltmeter		1		
	3. use appropriate units for measured or calculated values			1, 2, 3	
	4. recognize and analyze patterns and trends		7, 8		
	5. classify objects according to an established scheme and a student-generated scheme				45, 77
	6. develop and use a dichotomous key	1- 5, 9			
	7. sequence events				
	8. identify cause-and-effect relationships		4, 5, 6	6, 7	
	9. use indicators and interpret results				
Living Environment Skills	1. manipulate a compound microscope to view microscopic objects	6, 8			
	2. determine the size of a microscopic object, using a compound microscope	7			
	3. prepare a wet mount slide				
	4. use appropriate staining techniques				
	5. design and use a Punnett square or a pedigree chart to predict the probability of certain traits				50, 51
	6. classify living things according to a student-generated scheme and an established scheme	9			3
	7. interpret and/or illustrate the energy flow in a food chain, energy pyramid, or food web				22
	8. identify pulse points and pulse rates				
	9. identify structure and function relationships in organisms				
Physical Setting Skills	1. given the latitude and longitude of a location, indicate its position on a map and determine the latitude and longitude of a given location on a map				81
	2. using identification tests and a flow chart, identify mineral samples				24
	3. use a diagram of the rock cycle to determine geological processes that led to the formation of a specific rock type				66
	4. plot the location of recent earthquake and volcanic activity on a map and identify patterns of distribution				
	5. use a magnetic compass to find cardinal directions				
	6. measure the angular elevation of an object, using appropriate instruments				
	7. generate and interpret field maps including topographic and weather maps				
	8. predict the characteristics of an air mass based on the origin of the air mass				
	9. measure weather variables such as wind speed and direction, relative humidity, barometric pressure, etc.				
	10. determine the density of liquids, and regular- and irregular-shaped solids			3	
	11. determine the volume of a regular- and an irregular-shaped solid, using water displacement				31
	12. using the periodic table, identify an element as a metal, nonmetal, or noble gas				
	13. determine the identity of an unknown element, using physical and chemical properties				
	14. using appropriate resources, separate the parts of a mixture				72
	15. determine the electrical conductivity of a material, using a simple circuit				
	16. determine the speed and acceleration of a moving object				

### Grade 8 Intermediate-Level Science

#### Reference to Core Curriculum for Individual Test Questions on Written Test – Spring 2008

Question Number	MST Learning Standard	Area within Standard 4 (PS or LE)	Key Idea or Major Understanding	Other Standards, Key Ideas, or Major Understandings	Process Skills Based on Standard 4
1	4	LE	1.1d	1.1a; St 6 KI 2.2	
2	4	LE	1.2g		
3	4	LE	1.1h	St 6 KI 2.2	LE skill 6
4	4	LE	1.2h		
5	4	LE	2.1e		
6	4	LE	1.1f	St 6 KI 2.2	
7	4	LE	5.2d		
8	4	LE	2.1a	St 6 KI 2.2	
9	4	LE	7.2d		
10	4	LE	3.1c		
11	4	LE	5.1e		
12	4	LE	7.1c		
13	4	LE	4.3e	St 6 KI 2.2	
14	4	LE	5.1d	6.2c	
15	4	LE	4.4a		
16	4	LE	5.2b		
17	4	LE	3.1a		
18	4	LE	1.2i		
19	4	LE	1.2d	St 1 M 1.1c	
20	4	LE	1.1e	St 6 KI 2.2	
21	4	LE	4.3d	4.3c; St 6 KI 2.2	
22	4	LE	5.1e	St 6 KI 2.2	LE skill 7
23	4	LE	6.1c	St 6 KI 2.2	
24	4	PS	2.1e		PS skill 2
25	4	PS	2.1f		
26	4	PS	2.2b		
27	4	PS	5.1d	St 1 M 1.1c	
28	4	PS	2.2q		
29	4	PS	2.1d		
30	4	PS	2.2d		
31	4	PS	3.1f	St 6 KI 2.2	PS skill 11
32	4	PS	2.2m		
33	4	PS	3.2a		
34	4	PS	4.1e		
35	4	PS	4.2c	3.1a; St 1 S 3.2h	
36	4	PS	4.2b		
37	4	PS	3.3a		
38	4	PS	4.2d	St 6 KI 2.2	
39	4	PS	4.4b	St 6 KI 2.2	
40	4	PS	3.3b	3.1c, 3.1f; St 6 KI 2.2	
41	4	PS	5.1e	St 6 KI 2.2	
42	4	PS	5.2a		

43	4	PS	5.2g	5.2f; St 6 KI 2.2	
44	1	St 1	S 3.2h	LE 4.3c	
45	6	St 6	KI 5.2	PS 1.1e	General skill 4
46	4	LE	4.1c	4.1a; St 1 S 1.2	
47	4	LE	7.1b	7.1c; St 1 S 3.2d	
48	4	LE	4.2a	4.2b; St 6 KI 2.2	
49	4	LE	4.3a	St 6 KI 2.2	
50	4	LE	2.2c	St 6 KI 2.2	LE skill 5
51	4	LE	2.2c	St 6 KI 2.2	LE skill 5
52	4	LE	1.1c	St 6 KI 2.2	
53	4	LE	1.1c	St 6 KI 2.2	
54	4	LE	6.2a	6.2b; St 6 KI 2.2	
55	4	LE	6.1a	6.2a; St 6 KI 2.2	
56	4	LE	6.2c	St 6 KI 2.2	
57	4	LE	7.2d	PS 4.1b; St 6 KI 6	
58	4	LE	7.2d	PS 4.1b; St 6 KI 6	
59	4	PS	1.1h	1.1e; St 6 KI 2.2	
60	4	PS	1.1g		
61	4	PS	1.1d	5.1c	
62	4	PS	1.1e		
63	6	St 6	KI 2.2	PS 1.1i; St 1 S 1.2	
64	6	St 6	KI 2.2	PS 1.1i; St 1 S 1.2	
65	4	PS	2.2h	St 6 KI 2.2	
66	4	PS	2.2g	St 6 KI 2.2	PS skill 3
67	4	PS	2.2e	2.2a; St 6 KI 2.2	
68	4	PS	2.2a	2.2f; St 6 KI 2.2	
69	4	PS	4.4e	St 6 KI 2.2	
70	1	St 1	S 2.2d	PS 3.1b	
71	4	PS	3.1i	St 1 S 3.2h; St 6 KI 2.2	
72	4	PS	3.2b		PS skill 14
73	4	PS	4.4g	St 6 KI 2.2	
74	4	PS	3.2d	4.4g; St 6 KI 2.2	
75	1	St 1	S 3.1b	PS 3.1b	
76	1	St 1	S 3.2h	St 1 M 2.1a; PS 3.1b	
77	1	St 1	M 1.1b	PS 3.1b	General skill 4
78	1	St 1	S 2.2d	LE	
79	1	St 1	M 1.1b	PS 4.4a	
80	1	St 1	M 1.1b	PS 4.4a	
81	4	PS	1.1f	St 6 KI 2.2	PS skill 1

**Grade 8 Intermediate-Level Science**  
**Reference to Core Curriculum for Individual Test Questions on Performance Test Form A**

Station	Question Number	pts	Reference to Grade 8 Intermediate-Level Science Core Curriculum		
			MST Standard 1 (Mathematical Analysis, Scientific Inquiry and Engineering Design) Key Idea/Performance Indicator	MST Standard 6 Interconnected/ Common Themes	Process Skills Based on MST Standard 4
1	1	3	S 2.3, S 3.1, S 3.2	KI 2	General Skill 6
	2	2	S 1.1, S 2.2	KI 2	General Skill 6
	3	2	S 1.1, S 2.1, S 2.2, S 2.3, S 3.1	KI 2	General Skill 6
	4	2	S 2.1, S 2.2, S 2.3	KI 2	General Skill 6
	5	2	S 2.1, S 3.1		General Skill 6
	6	1	S 2.1		LE Skill 1
	7	1			LE Skill 2
	8	1			LE Skill 1
	9	1			General Skill 6 LE Skill 6
2	1	5	S 2.3		General Skill 2
	2	3	S 2.3, S 3.1		
	3	1	S 2.3 M 1	KI 2 KI 5	
	4	1	S 3.2 M 2	KI 5	General Skill 8
	5	1	S 3.2 M 2	KI 5	General Skill 8
	6	1	S 3.2 M 2	KI 5	General Skill 8
	7	2	S 1.3, S 1.4 M 2	KI 5	General Skill 4
	8	3	S 1.2, S 1.3, S 3.1 M 1	KI 2	General Skill 4
3	1	3	S 2.1, S 2.3		General Skill 3
	2	4	S 2.1, S 2.3		General Skill 3
	3	4			General Skill 3
	4	1	S 1.2, S 2.3, S 3.2	KI 2	
	5	2	S 1.3, S 3.2, S 3.3		
	6	2	S 1.3, S 3.2	KI 5	General Skill 8
	7	2	S 3.2		General Skill 8

