

PHYSICAL SETTING EARTH SCIENCE

Wednesday, August 13, 2008 — 12:30 to 3:30 p.m., only

ANSWER BOOKLET

Student Sex: Male
 Female
 Teacher
 School Grade

Answer all questions in Part B-2 and Part C. Record your answers in this booklet.

<input type="text"/>		Performance Test Score (Maximum Score: 16)
.....		
Part	Maximum Score	Student's Score
A	35	

B-1	15	

B-2	15	

C	20	

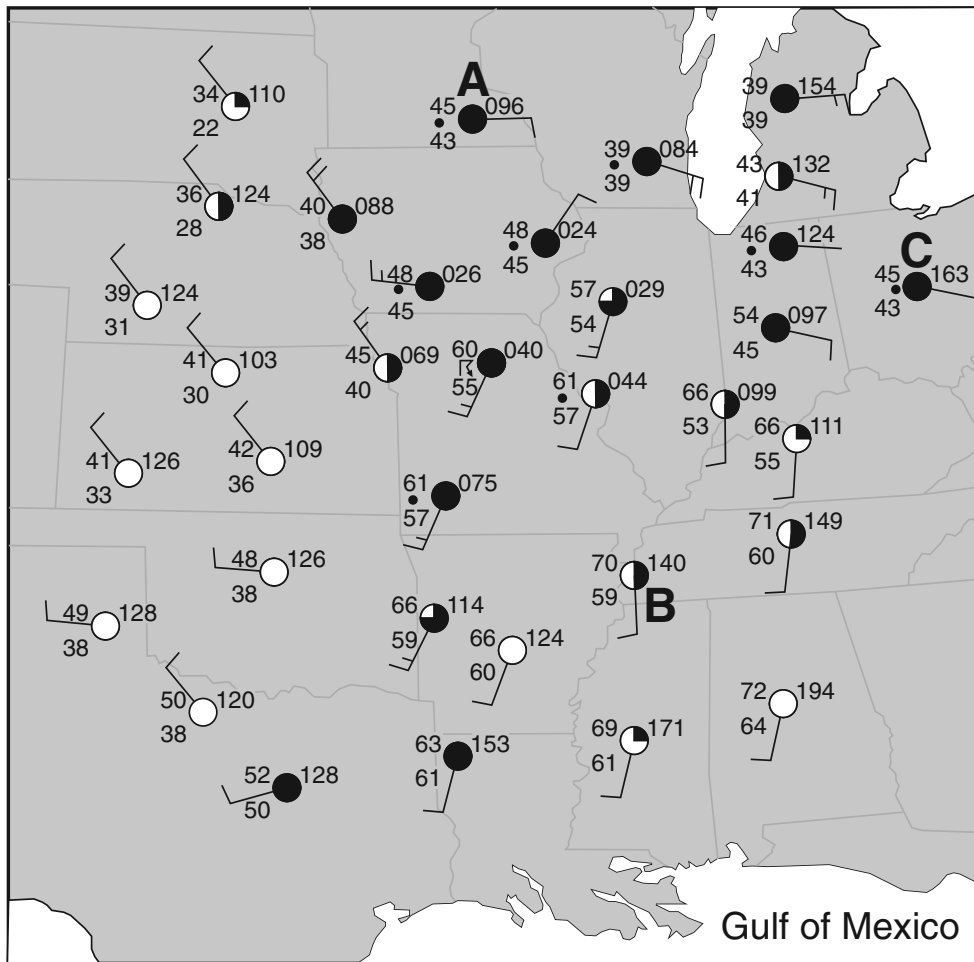
Total Written Test Score (Maximum Raw Score: 85)		<input type="text"/>
Final Score (from conversion chart)		<input type="text"/>

Raters' Initials:		
Rater 1 Rater 2		

Part B-2	For Raters Only
51 _____	51 <input type="text"/>
52 Most luminous (1) <u>Rigel</u>	
↓	
(2) _____	
(3) _____	52 <input type="text"/>
(4) _____	
Least luminous (5) _____	
53 _____	53 <input type="text"/>

54 _____	54 <input type="text"/>
55 _____ calories per gram	55 <input type="text"/>
56 _____	56 <input type="text"/>
57 _____	57 <input type="text"/>

58



58



59 _____ mb

59



60 _____

60



61 _____

61



**For Raters
Only**

62 _____ hr _____ min

62

63 Latitude: _____

63

Longitude: _____

64 _____ Plate

64

65 _____

65

**Total Score for
Part B-2**

Part C

For Raters Only

66

66

67

67

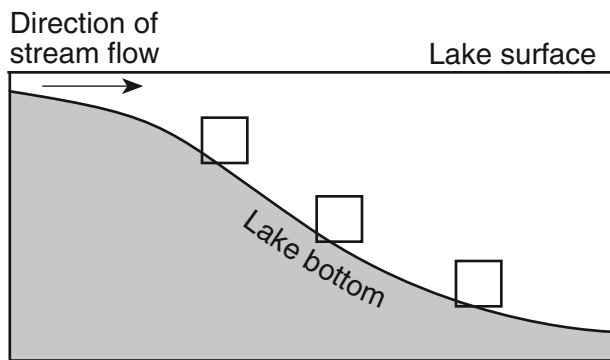
68

68

69

69

70



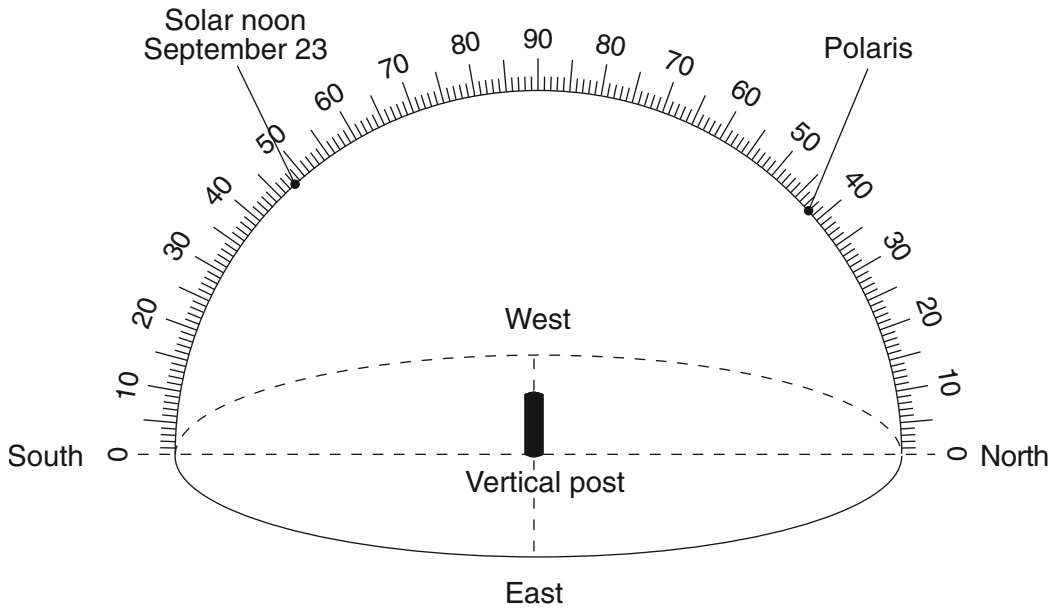
70

71

71

For Raters Only

72-74



72

73

74

75

_____ °

75

76

76

77

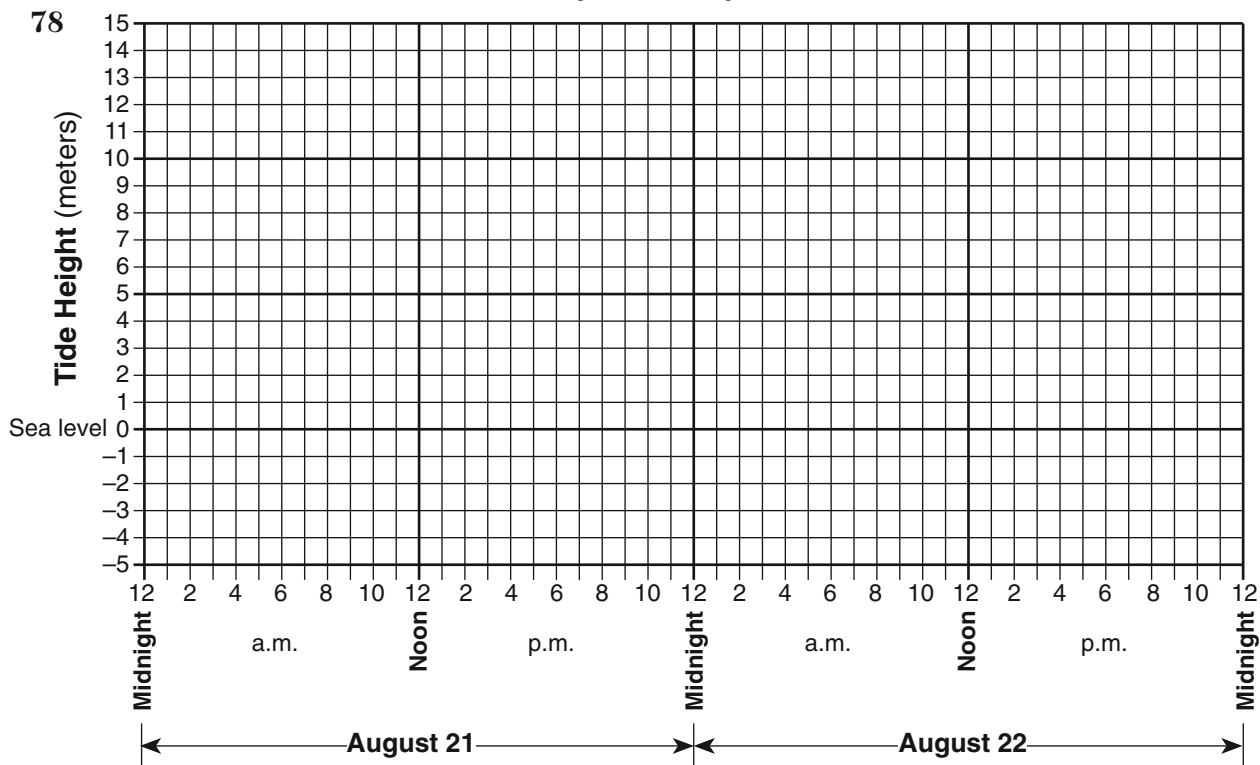
Characteristic 1: _____

77

Characteristic 2: _____

For Raters Only

Hopewell Cape Tides

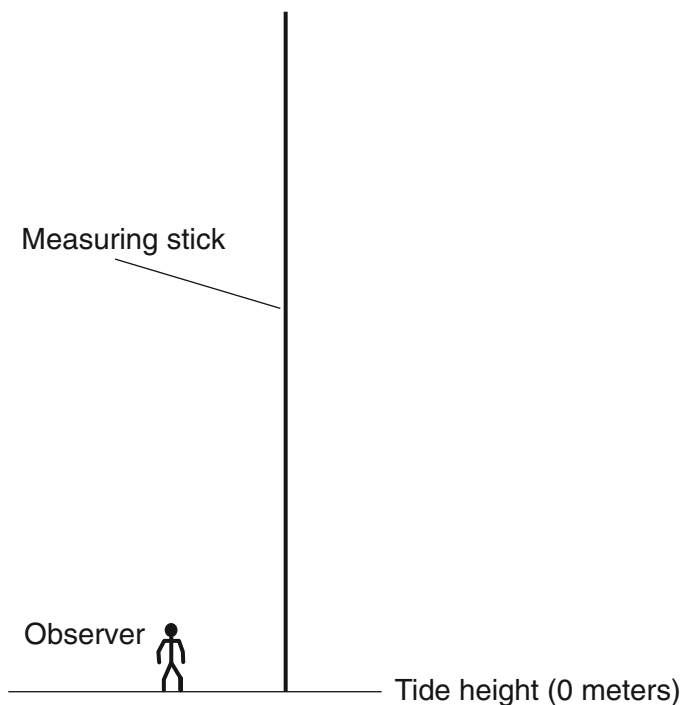


78

79 _____ hr _____ min

79

80

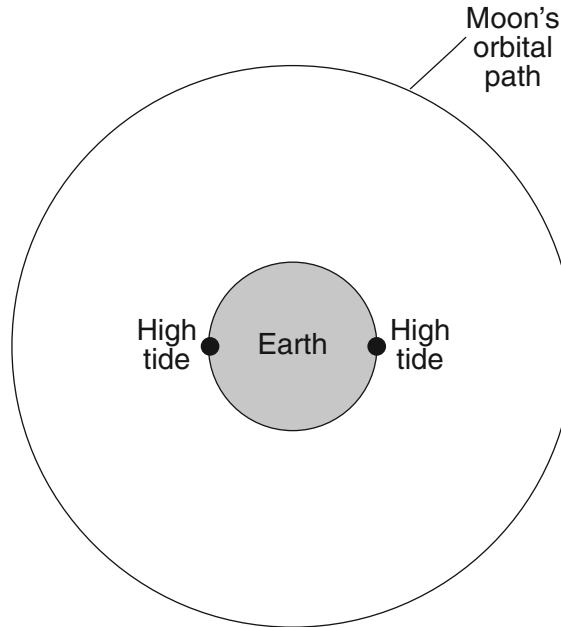


80

(Drawn to scale)
1 cm = 2 m

For Raters Only

81



(Not drawn to scale)

81

82 Texture: _____

82

Color: _____

83 (1) _____

83

(2) _____

84 _____

84

85 _____ miles per million years

85

**Total Score
for Part C**

